

# BROCHURES 2023

**MORE DESIGN MORE SOLUTIONS**

 Shenzhen LEDFUL Electronics Co.,Ltd.

 +86-135 3017 2435

 +86-135 3017 2435

 [www.LEDFUL.com](http://www.LEDFUL.com)

 [sales@LEDFUL.com](mailto:sales@LEDFUL.com)

 Building A, Bao Xin Industry Park, Shajing, Bao'an, Shenzhen, China



**14**  
YEARS EXPERIENCE



**108**  
COUNTRIES EXPORTED

**3**  
YEARS WARRANTY

**70%**  
BACHELOR ABOVE



**9600**  
SUCCESSFUL PROJECTS

LED Poster

- 01 LPoster Plus
- 05 Cposter Series

Indoor Commercial Advertising

- 09 BM Series
- 13 BM PRO Series
- 17 IF Series
- 21 QS Series
- 25 Wall Pro Series

Outdoor Commercial Advertising

- 29 FA Series
- 33 OF Series
- 37 ST Series
- 43 LK Series
- 47 Corner Series
- 51 FM Series
- 55 FM PRO Series
- 59 FS Series
- 63 FS PRO Series

Rental Event LED Display

- 67 T Series
- 71 X Series
- 75 M Series
- 79 V & H Series
- 87 S & K Series
- 95 L & F PRO Series

Fine Pitch LED Display

- 101 U Series & COB
- 105 CL Series

Sports Perimeter LED Display

- 109 PM Series
- 113 PM PRO Series

Transparent Glass LED Display

- 117 TGC Series
- 121 A Series
- 125 TPoster Series

Dance Floor LED Display

- 130 FLOOR Series
- 133 FLOOR PULS Series

FLEX LED Display

- 137 FLEX Series
- 141 Sposter Series
- 145 FLEX Column Series

Bevel for 90~180 degrees

- 149 Bevel Series

# LPoster Plus

Wider, Bigger, Show More, Landscape 16:8

## Application



LED Poster Various Intallation



## Parameter

LPoster Plus Value	LPoster Plus 1.8	LPoster Plus 2	LPoster Plus 2.5 1000	LPoster Plus 2.5 5000
Pixel Pitch(mm)	1.86	2	2.5	2.5
Pixel Matrix Per Sq.m	288,888	250,000	160,000	160,000
Pixel Configuration	SMD1515	SMD1515	SMD1515 / SMD2121	SMD1921
Scan	1/43	1/40	1/32	1/32
Power Con. (Max / Avg)	1800 / 360 W	1800 / 360 W	1800 / 360 W	1800 / 400 W
Resolution (962/642/1282)	(516/344/688) x 1032	(480/320/640) x 960	(384/256/512) x 768	(384/256/512) x 768
Receiver Card	A5S PLUS	A5S PLUS	A5S PLUS	A5S PLUS
Brightness (nits)	1000	1000	1000	5000 (Shop window, face sunlight directly) Contrast 3000:1
<b>Born for Shop Window</b>	LPoster Plus 1.8/2/2.5mm with 962/642/1282mm wide & 1000/2000/5000 high brightness make <b>Shop Window</b> in infinite solutions.			
Audio & Music Integrated	Amplifier and Speaker Integrated (an <b>Audio LED Poster</b> )			
Power Supply	CL / Meanwell			
Material	CNC Aluminum Profile with 0.01mm tolerance			
User Experience	Plug & Play & Enduser Level			
Default Installation	Simplified & Stable Movable Standing Base Support			
Various Installation	Standing, Hanging, Wall Mounted, Rental, Cascade (All Optional)			
Aspect Ratio (977 option)	Portrait 1:2 or Landscape 2:1 (close to 16:9)			
Module Dimension	320x160mm / 1.05x0.52ft			
Display Dimension	960 / 640 / 1280 x 1920mm OR 3.15 / 2.1 / 4.2 x 6.3ft			
LPoster Plus Dimension	962 / 642 / 1282 x 1937x69mm OR 3.16 / 2.11 / 4.21 x 6.35x0.23ft (Wider, Bigger & Show More)			
Weight (977/657/1297)	35 / 25 / 45 kg			
Refresh Rate (HZ)	1920 (3840Hz Optional)			
Frame Color	Red, Blue, Green, Yellow, White, Black			
Appearance Design	Elegant and Grand, Clean and Clear			
Service Access	Rear Service			
Protective Package	Flight Case 1-in-1, 2-in-1, 3-in-1, 4-in-1			
Control System	Media Player with 8G Capacity			
LPoster PORT	USB, Config, Ethernet, WiFi, WiFi-St*, 4G*, HDMI in, HDMI out* (*Optional)			
Control Ways	APP in iOS/Android or Software in Windows			
PVC Cover	Slide installation* (*Optional)			
Grey Scale (bit)	16			
Viewing Angle (H/V)	140 / 140			
IP Rate	IP31			
Input Voltage (AC)	110 / 220			
LPoster Usage	Advertising player, Information release, Guide purchase information, Support service, Publicity, Brand Demo, Notification			
LPoster Application	Retail, Shopping Mall, Hall, Conference, Exhibition, Airport, Railway station, Metro, Cinema, Church, Supermarket, Property			

\* Specifications and photos are subject to change without prior notice.

### Wider, Bigger, Show More, Landscape 16:8

Portrait: 962mm wider, bigger, and show more for your advertising.

Landscape: close to 16:9 show your advertising in correct aspect ratio.



Other Narrow Poster

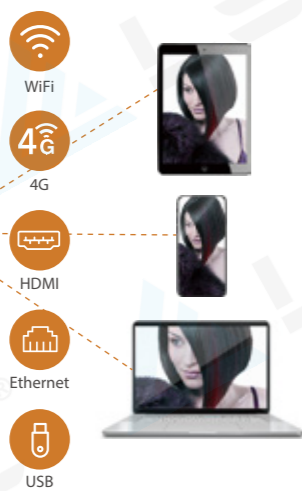

LPoster Plus



### Audio & Music Integrated

An audio LED poster with power amplifier and speaker integrated

### How to Control LPoster Plus?



### LED Poster Usage

- Advertising player
- Information release
- Guide purchase information
- Support service
- Publicity
- Brand Demo
- Notification



### High Brightness 5000, 2000, 1000nits

( Born for Retail Shop Window )

1000nits for Indoor, 2000nits face outside but in the shade, 5000nits face sunlight directly.




LPoster 1000nits

LPoster 2000nits

LPoster 5000nits

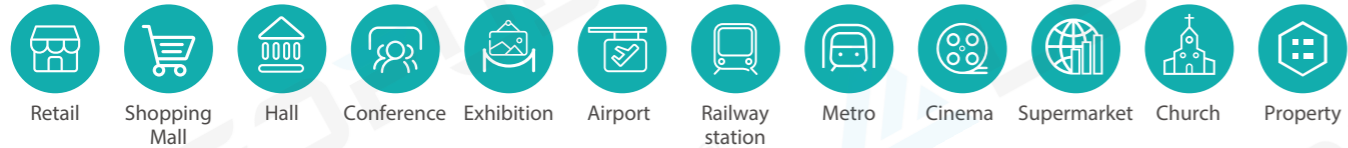
### Project Case



# CPoster Series

Conference Room All-in One LED Poster

## Applications



Positive



Side



Back

## Specification

specification	108"	136"	163"	163"
LED type	SMD1010	SMD1010	mini 4-in-1	SMD1010
Pixel density (dot/m <sup>2</sup> )	640000	409600	1137778	284444
Pixel pitch (mm)	1.25mm	1.56mm	0.9375mm	1.875mm
Screen size (without base)	2430×1475mm	3030×1812.5mm	3630×2150mm	3630×2150mm
Overall size	2430×2165mm	3030×2502.5mm	3630×2840mm	3630×2840mm
Video interface	HDMI×3 (2 in 1 out) , USB3.0, USB2.0×2, RF			
Control interface	RJ45, USB-B, WI-FI, Bluetooth, infrared remote control			
Installation and maintenance method	Mobile base (standard) / wall (optional) / front maintenance			
Input voltage	AC90-264V,47-63Hz			
Processor CPU / GPU	64-bit quad-core CPU, 2*A73+2*A53 main frequency 1.7G / Mail G51 GPU			
Run memory RAM	DDR4-4GB			
Storage memory ROM	Standard 16GB eMMC5.1			
operating system	Based on Android customized desktop UI system, third-party APP applications can be added.			


\* Specifications and photos are subject to change without prior notice.

## Multi-Design Base Support & Wall Mounted



### Plug and Play


COB-Chip On Board,  
IP65 High Protection



Video Meeting



UHD, Intelligent Brightness



Wireless Projection, PC & Tablet & Phone



### Project Case



### Features



The appearance is simple and generous, and the external interface is rich.



One-key start, wireless projection, USB plug and play.



UHD full HD, intelligent brightness.



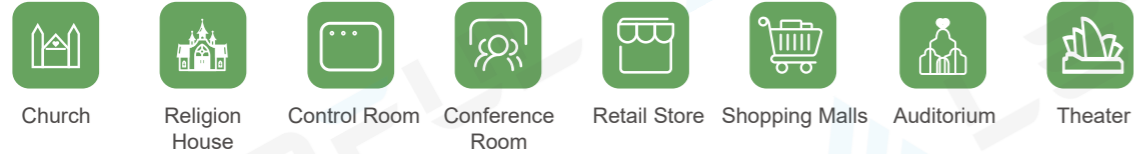
The interface is simple and easy to operate, and the installation is simple and easy to use.

Indoor Commercial Advertising

# BM Series

Indoor Full Front Service LED display

## Applications



Born for indoor commercial

## Specification


Model	BM1.2	BM1.5	BM1.6	BM1.8	BM2	BM2.5	BM3	BM4
Pixel Pitch(mm)	1.25	1.53	1.66	1.86	2	2.5	3	4
Pixel Matrix Per Sq.m	640000	422500	360000	288906	250000	160000	90000	62500
Pixel Configuration	SMD1010	SMD1212	SMD1212	SMD1515	SMD1515	SMD1515	SMD2121	SMD2121
Brightness (cd/㎡)	500-900	500-900	500-900	500-900	500-900	500-900	500-900	500-900
Scan	1/64	1/52	1/48	1/43	1/40	1/32	1/24	1/20
Module Dimension	320x160mm / 1.05x0.53ft	320x160mm / 1.05x0.53ft	320x160mm / 1.05x0.53ft	320x160mm / 1.05x0.53ft	320x160mm / 1.05x0.53ft	320x160mm / 1.05x0.53ft	320x160mm / 1.05x0.53ft	320x160mm / 1.05x0.53ft
Cabinet Dimension	640x480mm / 2.10x1.57ft	640x480mm / 2.10x1.57ft	640x480mm / 2.10x1.57ft	640x480mm / 2.10x1.57ft	640x480mm / 2.10x1.57ft	640x480mm / 2.10x1.57ft	640x480mm / 2.10x1.57ft	640x480mm / 2.10x1.57ft
Cabinet Resolution	512x384	415x312	384x288	344x258	320x240	256x192	192x144	160x120
Cabinet Material	Die Casting Aluminum	Die Casting Aluminum	Die Casting Aluminum	Die Casting Aluminum	Die Casting Aluminum	Die Casting Aluminum	/	Die Casting Aluminum
Cabinet Weight	7KG	7KG	7KG	7KG	7KG	7KG	7KG	7KG
Power Con.(W/㎡) (Max / Avg)	600W/200W	600W/200W	600W/200W	580W/ 180W	580W/180W	550W/160W	450W/160W	450W/160W
Service Access	Front	Front	Front	Front	Front	Front	Front	Front
Refresh Rate (HZ)	≥3840	≥3840	≥3840	≥3840	≥3840	≥1920	≥1920	≥1920
Grey Scale (bit)	14	14	14	14	14	14	14	14
Viewing Angle (H/V)	160°/160°	140°/140°	140°/140°	140°/140°	140°/140°	140°/140°	140°/140°	140°/140°
IP Rate	IP45	IP45	IP45	IP45	IP45	IP45	IP45	IP45
Operation Temperature	-20 C ~ +80° C	-20 C ~ +80° C	-20 C ~ +80° C	-20 C ~ +80° C	-20 C ~ +80° C	-20 C ~ +80° C	-20 C ~ +80° C	-20 C ~ +80° C
Input Voltage (AC)	110V / 220V	110V / 220V	110V / 220V	110V / 220V	110V / 220V	110V / 220V	110V / 220V	110V / 220V

\* Specifications and photos are subject to change without prior notice.

## Different Cabinets Design



2021 Version Lighter Thinner



2020 Version Classic

## Easy Installation with LEDFUL Customized Bracket Say NO to Local Structure



Step 1: Assemble the profile aluminum bracket.




Step 2: Make the required size bracket one by one, and then mount on wall with screw.



Step 3: Put the empty cabinet on bracket with the matching screws and holes.



Step 4: Connect the power cable and data cable on modules first, then use vacuum tool to put the modules on cabinet. In this process, can adjust the screen flatness.




Step 5: Showing result.

## Typical Project



BM1.5 for St. Louis Cardinals in USA



BM series Aging 72 hours

## Features



**Full Front Service**  
LED modules, receiver cards and power supplies can be maintained in the front



**Easy Installation**  
Installation brackets will be sent together with the cabinets



**High Contrast**  
Black SMD LED and high grey scale makes perfect performance





**Light and Thin**  
Die casting aluminum cabinets only 6.8kg and 4.6cm thickness



# BM PRO Series

Indoor Front Service Cable Free Commercial LED display

## Applications



Born for indoor commercial




## Specification

Model	BM1.2	BM1.5	BM1.8	BM2.5
Pixel Pitch(mm)	1.25	1.53	1.86	2.5
Pixel Matrix Per Sq.m	640000	422500	288906	160000
Pixel Conguration	SMD1010	SMD1212	SMD1515	SMD1515
Brightness (cd/㎡)	500-900	500-900	500-900	500-900
Scan	1/64	1/52	1/43	1/32
Module Dimension	320x160mm/ 1.05x0.53ft	320x160mm / 1.05x0.53ft	320x160mm / 1.05x0.53ft	320x160mm / 1.05x0.53ft
Cabinet Dimension	640x480mm/ 2.10x1.57ft	640x480mm/ 2.10x1.57ft	640x480mm/ 2.10x1.57ft	640x480mm/ 2.10x1.57ft
Cabinet Resolution	512x384	415x312	384x288	256x192
Cabinet Material	Die Casting Aluminum	Die Casting Aluminum	Die Casting Aluminum	Die Casting Aluminum
Cabinet Weight	7KG	7KG	7KG	7KG
*Power Con. <sub>(@25°C)</sub> (Max / Avg)	600W/200W	600W/200W	600W/200W	600W/200W
Service Access	Front	Front	Front	Front
Refresh Rate (HZ)	≥3840	≥3840	≥3840	≥3840
Grey Scale (bit)	14	14	14	14
Viewing Angle (H/V)	160°/160°	140°/140°	160°/160°	160°/160°
IP Rate	IP45	IP45	IP45	IP45
Operation Temperature	-20°C ~ +80°C	-20°C ~ +80°C	-20°C ~ +80°C	-20°C ~ +80°C
Input Voltage (AC)	110V / 220V	110V / 220V	110V / 220V	110V / 220V

\* Specifications and photos are subject to change without prior notice.

## 2023 Latest Cable Free Design

save time and effort, only two seconds for disassembly and assembly.



### Full Front Service

Not only LED modules front maintenance, but also receiver card, power supply, all materials easily front service

### Easy Installation with LEDFUL Customized Bracket



Assemble the profile aluminum bracket.

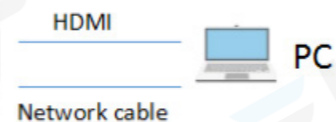


Make the required size bracket one by one, and then mount on wall with screw.

### Lighter and Thinner Screen for Wall Mounted



### Screen Control System Simple and Easy to Operate



### Typical Project



### Features




**Full Front Service**  
LED modules, receiver cards and power supplies can be maintained in the front



**Easy Installation**  
Installation brackets will be sent together with the cabinets



**High Contrast**  
Black SMD LED and high grey scale makes perfect performance




**Light and Thin**  
Die casting aluminum cabinets only 6.8kg and 4.6cm thickness

Indoor Commercial Advertising

# IF Series

Indoor Front Service Commercial LED display

## Applications



## Specification

Model	IF2	IF2.5	IF2.6	IF2.9	IF3	IF3.9	IF4	IF4.8
Pixel Pitch(mm)	2	2.5	2.6	2.9	3	3.9	4	4.8
Pixel Matrix Per Sq.m	250,000	160,000	147,470	112,607	111,111	65,475	62,500	43,224
Pixel Configuration	SMD1515	SMD1515/SMD2121	SMD1515	SMD2121	SMD2121	SMD2121	SMD2121	SMD2121
Brightness (cd/ m <sup>2</sup> )	900	900	900	900	900	900	1200	900
Scan	1/40	1/32	1/32	1/16	1/32	1/16	1/16	1/16
Module Dimension	320x160 / 256x128	320x160	250x250	250x250	192x192	250x250	320x160 / 256x128	250x250
Power Consumption (Max / Avg)	720/ 240W/ m <sup>2</sup>	710/ 230W/ m <sup>2</sup>	700/ 220W/ m <sup>2</sup>	690/ 210W/ m <sup>2</sup>	690/ 210W/ m <sup>2</sup>	520/ 200W/ m <sup>2</sup>	500/ 180W/ m <sup>2</sup>	480/ 160W/ m <sup>2</sup>
Cabinet Dimension	960x960mm / Customizable							
Cabinet Material	Iron							
Cabinet Weight	32KG							
Service Access	Front / Rear							
Refresh Rate (HZ)	≥1920							
Grey Scale (bit)	16							
Viewing Angle (H/V)	140°/140°							
IP Rate	IP43							
Operation Temperature	-20 C ~ +60 C							
Input Voltage (AC)	110V / 220V							

\* Specifications and photos are subject to change without prior notice.

Black SMD LED makes screen perfect performance  
 High contrast 6000:1 68.7 billion vivid colors 16bits Grey Scale




IF Series Wall Mounted Installation

With structure

Without structure

Fix the cabinet on the wall with screws from the front




Screen thickness is cabinet thickness 10cm

Easy Front Service with tool



Square Tube LED Screen Design



Features



Wide view angle



Screen shape and size customizable



Excellent heat dissipation and noiselessness



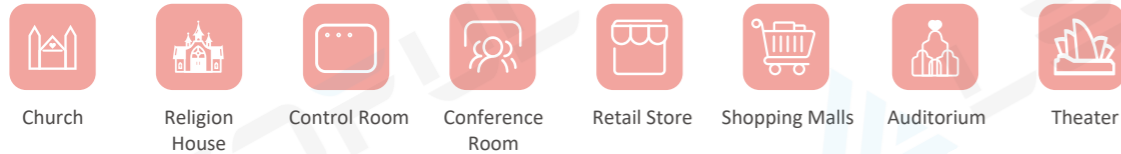
Best equality, excellent light consistency

Indoor Commercial Advertising

## QS Series

Indoor Full Front Service LED display

### Applications



Quest for Satisfaction

### Specification

Model	QS1.8	QS2	QS2.5	QS3
Pixel Pitch(mm)	1.875	2	2.5	3
Pixel Matrix Per Sq.m	284444	250000	160000	90000
Pixel Configuration	SMD1515	SMD1515	SMD1515	SMD1515
Brightness (cd/㎡)	800-1000	800-1000	800-1000	800-1000
Scan	1/32	1/30	1/24	1/30
Module Dimension	240x180mm / 0.79x0.39ft	240x180mm / 0.79x0.39ft	240x180mm / 0.79x0.39ft	240x180mm / 0.79x0.39ft
Cabinet Dimension	480x540mm / 1.57x1.77ft	480x540mm / 1.57x1.77ft	480x540mm / 1.57x1.77ft	480x540mm / 1.57x1.77ft
Cabinet Resolution	256x288	240x270	192x216	160x180
Cabinet Material	Die Casting Aluminum	Die Casting Aluminum	Die Casting Aluminum	Die Casting Aluminum
Cabinet Weight	6KG	6KG	6KG	6KG
Power Con.(W/㎡) (Max / Avg)	550W/ 180W	550W/ 180W	550W/ 180W	550W/ 180W
Service Access	Front	Front	Front	Front
Refresh Rate (HZ)	≥3840	≥3840	≥1920	≥1920
Grey Scale (bit)	14	14	14	14
Viewing Angle (H/V)	140°/140°	140°/140°	140°/140°	140°/140°
IP Rate	IP45	IP45	IP45	IP45
Operation Temperature	-20°C ~ +80°C	-20°C ~ +80°C	-20°C ~ +80°C	-20°C ~ +80°C
Input Voltage (AC)	110V / 220V	110V / 220V	110V / 220V	110V / 220V

\* Specifications and photos are subject to change without prior notice.

### How to install LED cabinets in front side?


Step 1: Mount bracket on the wall



Step 2: Mount empty cabinets on the bracket




Step 3: Connect power and data, mount modules on the cabinets.




Back View With Integrated Structure Frame and Aging Photos



LED Display RGBW Color Aging Performance



Typical Projects



Quick Start Quick Show

Features



Full Front Service Makes Easy Installation and Maintenance



Black SMD LED Makes Perfect Performance and Experience



Installation Bracket included for Wall-Mounted Solution




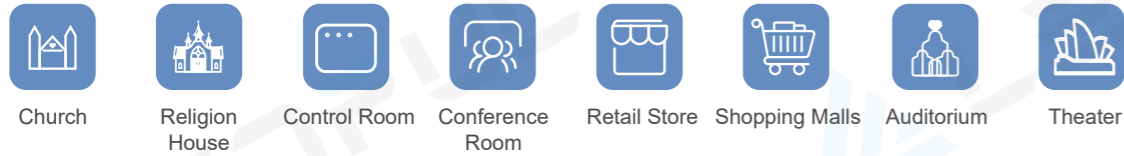
Die Casting Aluminum Cabinet, Ultra Light and Thin

Indoor Commercial Advertising

# WALL PRO Series

Indoor Full Front Service LED display

## Applications



## Specification

Model	WALL PRO1.95	WALL PRO2.5	WALL PRO2.9	WALL PRO3.9
Pixel Pitch(mm)	1.95	2.5	2.976	3.91
Pixel Matrix Per Sq.m	262,144	160,000	112,896	65,536
Pixel Configuration	SMD1515	SMD1515	SMD1515	SMD2121
Brightness (cd/㎡)	700	800	800-1000	1000-1200
Scan	1/32	1/25	1/28	1/16
Module Dimension	250x250mm / 0.82x0.82ft	250x250mm / 0.82x0.82ft	250x250mm / 0.82x0.82ft	250x250mm / 0.82x0.82ft
Cabinet Dimension	1000/750/500x250mm	1000/750/500x250mm	1000/750/500x250mm	1000/750/500x250mm
Cabinet Resolution	512x128	400x100	336x84	256x64
Cabinet Material	Profile Aluminum	Profile Aluminum	Profile Aluminum	Profile Aluminum
Cabinet Weight	5.8kg/4.6kg/2.9kg	5.8kg/4.6kg/2.9kg	5.8kg/4.6kg/2.9kg	5.8kg/4.6kg/2.9kg
Power Con.(W/㎡) (Max / Avg)	800W/180W	800W/180W	800W/180W	800W/180W
Service Access	Front	Front	Front	Front
Refresh Rate (HZ)	3840	3840	3840	3840
Grey Scale (bit)	16	16	16	16
Viewing Angle (H/V)	160°/160°	160°/160°	160°/160°	160°/160°
IP Rate	IP45	IP45	IP45	IP45
Operation Temperature	-20 C ~ +60° C	-20 C ~ +60° C	-20 C ~ +60° C	-20 C ~ +60° C
Input Voltage (AC)	110V / 220V	110V / 220V	110V / 220V	110V / 220V

\* Specifications and photos are subject to change without prior notice.

Super Thin -- Only 33mm for Single Sided and 53mm for Double Sided

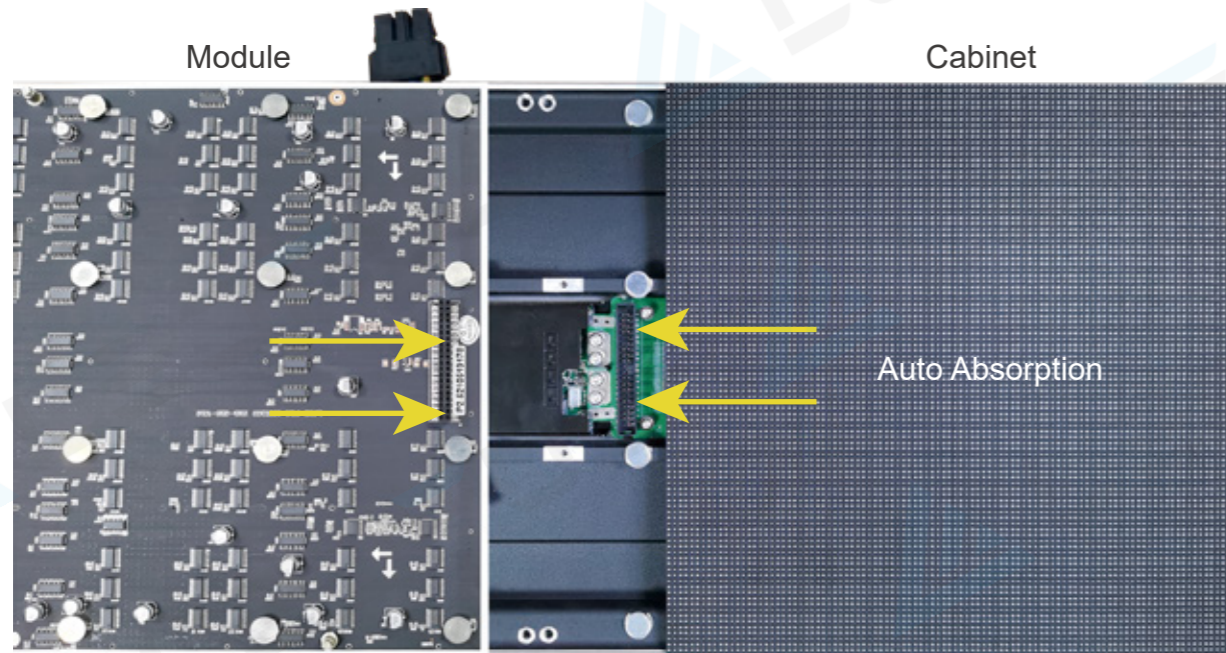


Maintenance Tool


Cabinet Connection

Power Interface

Cable-Free Connection -- Special PCB Design with Magnets



Multi Cabinet Options -- Any Size Can Be Customized



Typical Project



Features

- 
**Ultra Light and Thin**  
 Only 33mm thickness and 2.9kg/cabinet
- 
**Sharp Cabinet Design**  
 Profile aluminum makes super slim cabinet
- 
**Cable Free Connection**  
 Promise easy installation and maintenance
- 
**4H Effect**  
 High definition, High refresh rate, High grey scale, High contrast ratio
- 
**Multi Installation Methods**  
 Wall-mounted, hanging, standing all available
- 
**Full Front Service**  
 Modules, receiver cards, power supplies all can be front service











Outdoor Commercial Advertising

# FA Series

Front Access Outdoor LED Display

## Applications

-   
Advertising
-   
Billboard
-   
DOOH
-   
Media Facade
-   
Sports
-   
Car Dealers Transportation
-   
Hospital
-   
Shopping Malls



FA6.6 FA8 FA10 FA16 FA3.9 FA4.8 FA5.9

## Specification


Model	FA3.9	FA4.8	FA5.9	FA6.6	FA8	FA10	FA16
Pixel Pitch(mm)	3.91	4.81	5.95	6.67	8	10	16
Pixel Matrix Per Sq.m	65536	43264	28224	22500	15625	10000	3906
Pixel Configuration	SMD1921	SMD1921	SMD2727	SMD2727	SMD2727	SMD2727	DIP
Brightness (nits)	5000	5000	6000	6500	6800	7000	7500
Scan	1/8	1/6	1/6	1/6	1/5	1/2	1/1
Module Dimension	250x250mm / 0.82x0.82ft	250x250mm / 0.82x0.82ft	250x250mm / 0.82x0.82ft	320x320mm / 1.05x1.05ft	320x320mm / 1.05x1.05ft	320x320mm / 1.05x1.05ft	320x320mm / 1.05x1.05ft
Cabinet Dimension	1000x1000mm / 3.28x3.28ft	1000x1000mm / 3.28x3.28ft	1000x1000mm / 3.28x3.28ft	960x960mm / 3.15x3.15ft	960x960mm / 3.15x3.15ft	960x960mm / 3.15x3.15ft	960x960mm / 3.15x3.15ft
Cabinet Resolution	256x256	208x208	168x168	144x144	120x120	96x96	60x60
Cabinet Material	Iron	Iron	Iron	Die casting aluminum	Die casting aluminum	Die casting aluminum	Die casting aluminum
Cabinet Weight	45kg	44kg	43kg	29kg	29kg	29kg	32kg
Power Con. (Max/Avg)	900 / 200 w/sq.m	900 / 200 w/sq.m	900 / 200 w/sq.m	900 / 180 w/sq.m	900 / 180 w/sq.m	900 / 180 w/sq.m	900 / 180 w/sq.m
Service Access	Front & Back	Front & Back	Front & Back	Front & Back	Front & Back	Front & Back	Front & Back
Refresh Rate (HZ)	1920	1920	1920	1920	1920	1920	1920
Grey Scale (bit)	14	14	14	14	14	14	14
Viewing Angle (H/V)	140 / 140	140 / 140	140 / 140	140 / 140	140 / 140	140 / 140	140 / 140
IP Rate	IP65	IP65	IP65	IP65	IP65	IP65	IP65
Operation Temperature	-20° ~ 60°	-20° ~ 60°	-20° ~ 60°	-20° ~ 60°	-20° ~ 60°	-20° ~ 60°	-20° ~ 60°
Input Voltage (AC)	100V or 240V	100V or 240V	100V or 240V	100V or 240V	100V or 240V	100V or 240V	100V or 240V

Specifications and photos are subject to change without prior notice.


- Die Casting Aluminum-Dual Doors**  
Better Heat Dissipation, Good Waterproof
- Integral Molding Structure**  
Die Casting Aluminum, lightweight & Thin  
High precision, Anti-Corrosion
- Front & Back Service Module**  
3x3 Array, Fast Maintenance




## Project Case




### LED Module Fast Lock Front & Back Service




### Power Supply Tool-Free Service



### Receiver Card Tool-Free Service



### How Fast Lock Work



### Features



- 
**Front & Back Service**  
 LED module, power supply, receiver card  
 FULL front & back service
- 
**A-Grade material**  
 Nationstar LED & Macroblock Driving IC  
 quality assurance
- 
**High brightness**  
 Clearly visible and less attenuation
- 
**Light weight**  
 Die casting aluminium cabinet weight  
 only 28kg (960x960mm)
- 
**Better flatness**  
 Die casting aluminum technology  
 only 0.1mm tolerance.
- 
**Super thin**  
 The thickness of FA is only about 110mm
- 
**Better heat dissipation**  
 Die casting aluminum technology make  
 better heat dissipation
- 
**Higher protection**  
 High strength, strong, solid  
 and IP65 on die casting

Outdoor Commercial Advertising

# OF Series

Outdoor Fixed for Advertising

## Partner




## Specification

OF/OFR	OF2.5	OF3	OF3.076	OF3.91	OF4	OF4.81	OF5
Pixel Pitch(mm)	2.50	3.00	3.08	3.91	4.00	4.81	5.00
Pixel Matrix Per Sq.m	160000	111111	105680	65436	62500	62500	40000
Pixel Configuration	SMD1415	SMD1415	SMD1415	SMD1921	SMD1921	SMD1921	SMD1921
Brightness (nits)	5000	5000	5000	4000	5000 5500	4000	5500
Scan	1/16	1/16	1/13	1/16	1/10 / 1/8	1/13	1/8
Module Dimension	160x160mm	192x192mm	320x160mm	250x250mm	320x160mm / 256x128mm	250x250mm	320x160mm
Cabinet Dimension	960x960mm (Cabinet size can be changed according to module size)						
Cabinet Weight	46kg / 101lb (Iron)	46kg / 101lb (Iron)	45kg / 99lb (Iron)	44kg / 97lb (Iron)	44kg / 97lb (Iron)	43kg / 95lb (Iron)	43kg / 95lb (Iron)
Power Con. (Max / Avg)	900/ 180 w/sq.m	900/ 180 w/sq.m	900/ 180 w/sq.m	900/ 180 w/sq.m	900/ 180 w/sq.m	900/ 180 w/sq.m	900/ 180 w/sq.m
IP Rate	IP65						
Service Access	Rear						
Refresh Rate (HZ)	>1920						
Grey Scale (bit)	16bit						
Viewing Angle (H/V)	140/140						
Input Voltage (AC)	110V/240V						

OF/OFR	OF6	OF6.6	OF8	OF10S	OF10D	OF16S	OF16D
Pixel Pitch(mm)	6.00	6.67	8.00	10.00	10.00	16.00	16.00
Pixel Matrix Per Sq.m	27777	22500	15625	10000	10000	8000	10000
Pixel Configuration	SMD3535	SMD2727	SMD3535	SMD3535	DIP346	SMD3535	DIP346
Brightness (nits)	5500	5500	6500	6500	1000	8000	10000
Scan	1/8	1/6	1/3	1/2	1/2	1/1	1/1
Module Dimension	192x192mm	320x160mm	320x160mm	320x160mm	320x160mm	256x256mm	256x256mm
Cabinet Dimension	960x960mm (Cabinet size can be changed according to module size)						
Cabinet Weight	42kg / 93lb (Iron)	42kg / 93lb (Iron)	41kg / 90lb (Iron)	40kg / 88lb (Iron)	40kg / 88lb (Iron)	46kg / 101lb (Iron)	46kg / 101lb (Iron)
Power Con. (Max / Avg)	900/ 180 w/sq.m	900/ 180 w/sq.m	900/ 180 w/sq.m	900/ 180 w/sq.m	900/ 180 w/sq.m	900/ 180 w/sq.m	900/ 180 w/sq.m
IP Rate	IP65						
Service Access	Rear						
Refresh Rate (HZ)	>1920						
Grey Scale (bit)	16bit						
Viewing Angle (H/V)	140/140						
Input Voltage (AC)	110V/240V						

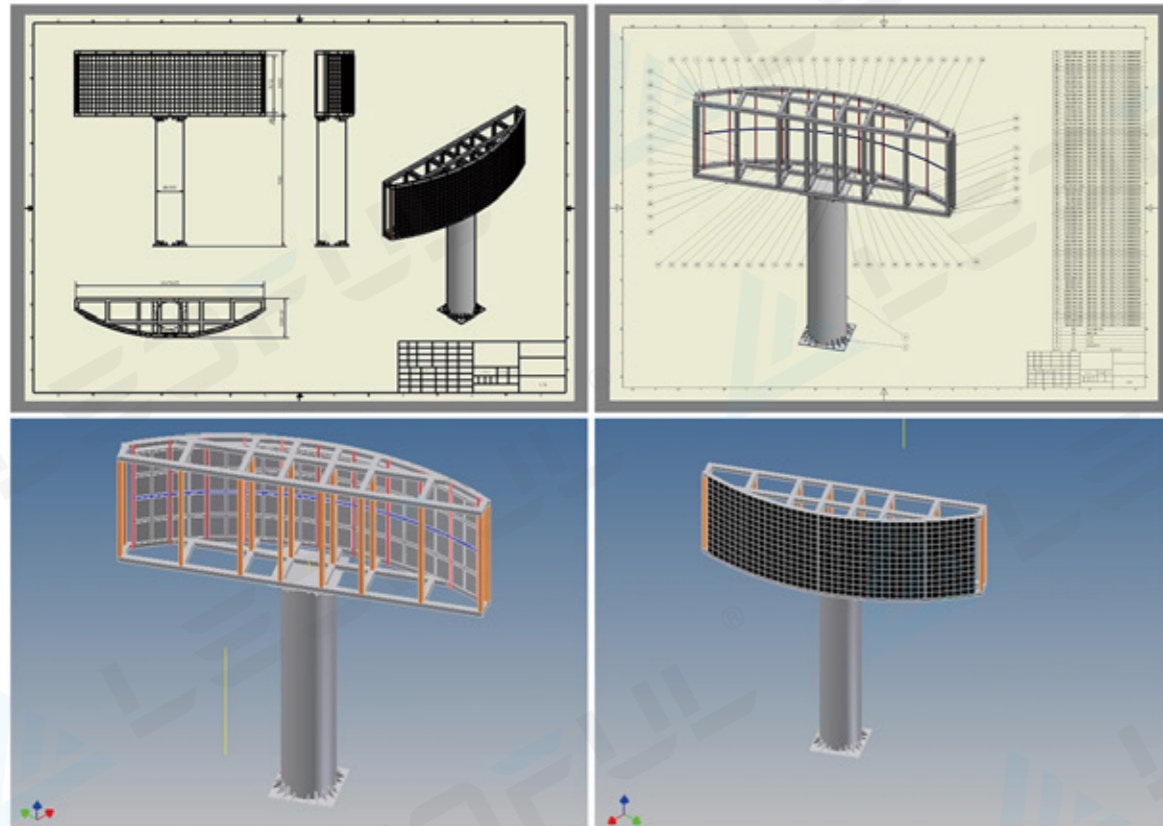
\* Specifications and photos are subject to change without prior notice.

### structure chart


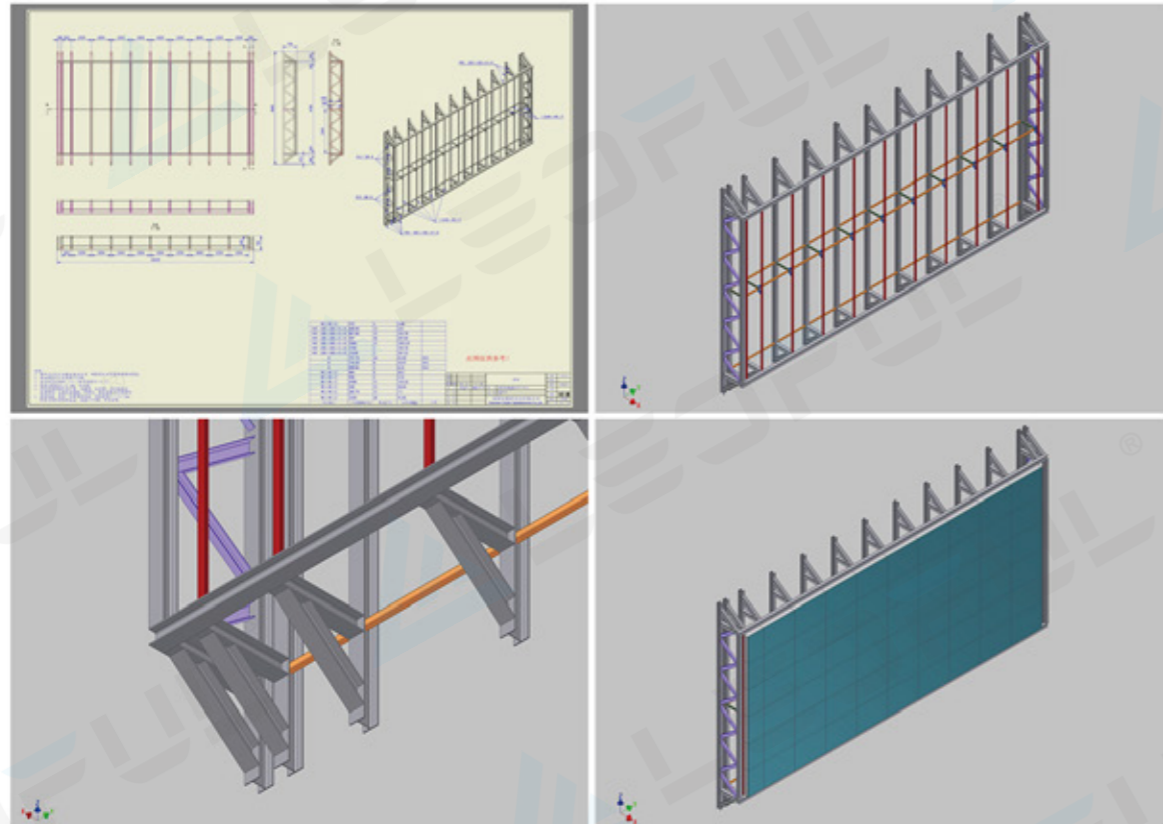


Where is LED display installed?

Pillar pole LED display



Wall mounted LED display



### Features

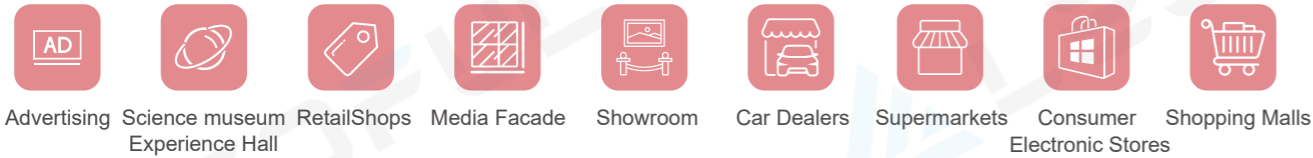
-  Energy saving to save cost
-  Wifi, 4G, cloud, usb, remote control
-  High brightness provide perfect performance
-  Caters to change size and material
-  All Weather resistant for stable operation

Outdoor Commercial Advertising

# ST Series

Strip Transparent LED Mesh / Curtain Display

## Applications




## Specification

Model	P15.6D	P15.6-HB	P15-31	P15-41.6	P15-50	P25-25	P25-31	P25-41.6	P25-50
Pixel Pitch(mm)	15.6(V)X15.6(H)	15.6(H)X15.6(V)	15.6(V)X31.25(H)	15.6(V)X41.66(H)	15.6(V)X50(H)	25(H)X25(V)	25(H)X31.25(V)	25(H)X41.6(V)	50mm(H)X25mm(V)
Pixel Matrix Per Sq.m	4096	4096	2048	1536	1280	1600	1280	960	800
Pixel Configuration	DIP346	DIP Lamp Gold Wire	DIP 346	DIP Lamp	DIP Lamp	DIP Lamp Gold wire	DIP Lamp Gold wire	DIP Lamp Gold wire	DIP Lamp
Brightness (cd/㎡)	>9000 cd/㎡	>10000 cd/㎡	>10000 cd/㎡	>9000 cd/㎡	>8000 cd/㎡	>10000 cd/㎡	>9000 cd/㎡	>7000 cd/㎡	>5500 cd/㎡
Transparency rate	26%	66%	68%	77%	81%	60%	68%	76%	80%
Module Dimension	1000mm x23.8mm	1000mm x 5.4mm	1000mm x 10mm	1000mm x 10mm	1000mm x 10mm	1500mm x 10mm	1500mm x 10mm	1500mm x 10mm	1500mm x 10mm
Cabinet Dimension	500x1000x83mm	1000x500x83mm	500x1000x83mm	500x1000x83mm	500x1000x83mm	500x1500x83	500x1500x83	500x1500x83	500x1500x83
Cabinet Resolution	32x64	64x32	16x64	12x64	10x64	20x60	16x60	12x60	10x60
Cabinet Material	Aluminum	Aluminum	Aluminum	Aluminum	Aluminum	Aluminum	Aluminum	Aluminum	Aluminum
Cabinet Weight	10KG	8.5KG	8.5KG	8.2KG	7.5KG	9.5KG	9KG	8.5KG	8KG
Power Con.(W/㎡)	700W/200W	650W/180W	650W/200W	550W/180W	550W/180W	160W	160W	160W	160W
Service Access	Front Or Back service	Front &back service	Front &back service	Front &back service	Front &back service	Front &back service	Front &back service	Front &back service	Front &back service
Refresh Rate (HZ)	≥3840	≥3840	≥3840	≥3840	≥3840	≥3840	≥3840	≥3840	≥3840
Grey Scale (bit)	16	16	16	16	16	16	16	16	16
Viewing Angle	120°	120°	120°	120°	120°	120°	120°	120°	120°
IP Rate	IP67	IP66	IP66	IP67	IP67	IP67	IP67	IP67	IP67
Operation Temperature	-40 ~ +60 °C±10%	-40 ~ +60 °C±10%	-40 ~ +60 °C±10%	-40 ~ +60 °C±10%	-40 ~ +60 °C±10%	-40 ~ +60 °C±10%	-40 ~ +60 °C±10%	-40 ~ +60 °C±10%	-40 ~ +60 °C±10%
Input Voltage (AC)	110V / 220V	110V / 220V	110V / 220V	110V / 220V	110V / 220V	110V / 220V	110V / 220V	110V / 220V	110V / 220V

Specifications and photos are subject to change without prior notice.

## How to install ST series Transparent LED Display on building facade wall



Step 1: Installation of wall support bracket




Step 2: Installation of U-support



Media Facade·Glass LED Curtain Wall·DOOH·LED Mesh Wall·Transparent LED Wall



Step 3: Installation of U-slot

According to Transparent LED Display size, base on above steps to install all U-slots, U-slots arrangement in accordance with the relevant design drawings.




Step 4: Calibration of U-slot

Step 5: Installation of cabinet



How to install ST series Transparent LED Display on glass wall

① Frame support glass wall, glass support by surrounding metal frame



② Full glass wall, be formed by glass ribs and glass board


③ Spot support glass wall, support by glass board and supporting point




④ Claw point connection



⑤ Transparent LED display install front of glass wall, extend support points base on original glass wall to support transparent LED cabinets modules.

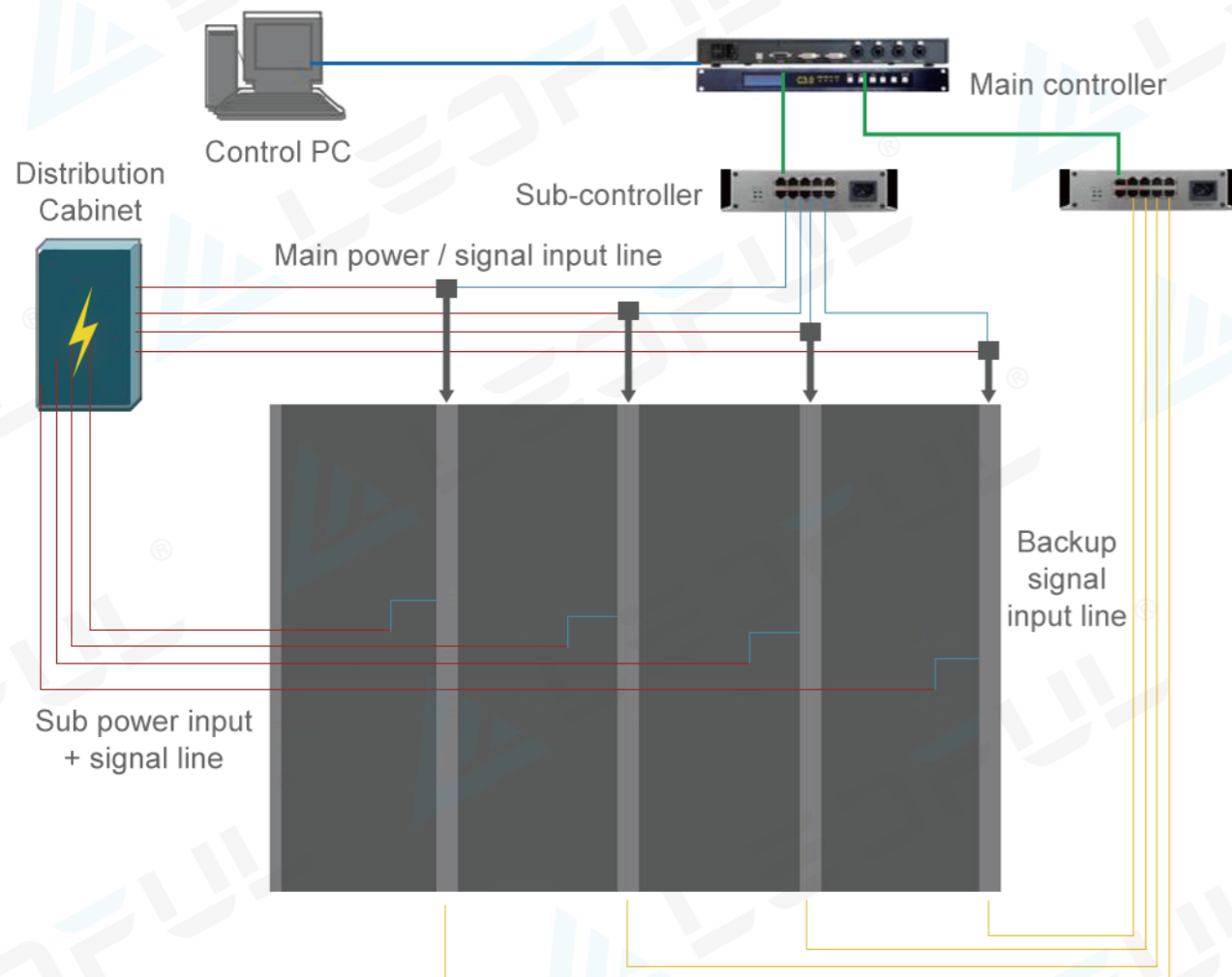


⑥ Transparent LED display install behind of glass wall, base on original glass wall support frame, or enhance accessory to support. The transparent LED display should be as closest to glass as possible, and keep distance from claw point connection.



### Power and Data Connection Diagram

There are computer, LED display main controller, sub controller, main power input, sub power input. This is a reference system wiring schematic. Specific projects shall be in accordance with the relevant design drawings.



### Typical Project



### Features

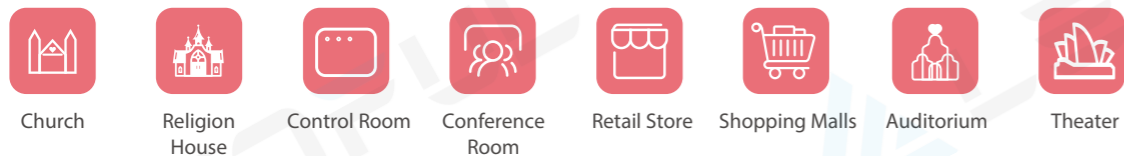
-  High transparency with reducing wind drag and heat dissipation
-  Light, slim, easy installation and maintenance
-  No air conditioner, no structure, no rear space
-  Energy saving solution
-  All weather resistant for stable operation
-  Best media facade solution, glass wall solution, DOOH, building wall.

Outdoor Commercial Advertising

# LK Series

LED Kiosk · LED Poster · LED Pylon · Advertising Player

## Applications



Display Size Customizable Cabinet Size & Design Customizable

## Specification

Model	LK2.5	LK3	LK4	LK5
Pixel Pitch (mm)	2.5	3.076	4	5
Pixel Matrix Per Sq.m	160,000	105,680	62,500	40,000
Pixel Configuration	SMD1415	SMD1415	SMD1921	SMD1921
Brightness (nits)	5000	5000	5000	5500
Scan	1/16	1/13	1/8	1/8
Module Dimension	320x160mm	320x160mm	320x160mm	320x160mm
Display Resolution	384*768 / 512*768	312*624 / 416*624	240*480 / 320*480	192*384 / 256*384
Screen Dimension		960x1920mm / 1280x1920mm		
Cabinet Weight (kg)		80 / 110		
Material		Iron		
Power Con. (Max / Avg)		2400W / 600W		
IP Rate		IP65		
Service Access		Rear		
Refresh Rate (HZ)		1920		
Grey Scale (bit)		16bits Input		
View Angle		H. 160° / V. 160°		
Input Voltage		AC 110V / 220V 50-60HZ		
Operation Temperature		20° ~ +60°		
Life Span(hours)		100,000		

\* Specifications and photos are subject to change without prior notice.

## Wider & Bigger, Show Better For Advertisements

960mm/1280mm width, 1920mm height,  
perfect performance for portrait and posters





Plug and Play, Friendly to End User


LEDFUL provides one-stop solution for your project



Wifi / App / Cloud Cluster / HDMI/ USB / Various Control Solution  
Dozens of control solutions for your choices to meet all your requirements



Typical Project



### Features


-  High definition and brightness
-  Front / Back Service Available
-  All weather resistance
-  Customizable Size & Needs
-  APP and WIFI control
-  Double sided design
-  Plug and play
-  All Safe Locks

Outdoor Commercial Advertising

# Corner Series

High-end energy-saving LED display for outdoor applications

## Applications



LEDFUL Corner Series--Born for 3D Project

## Specification

Model	P4.16	P5	P6.25	P8.33	P10
SMD type	SMD1921	SMD1921	SMD2727	SMD2727	SMD2727
Physical density (dots/sqm)	57600	40000	25600	14400	10000
Module resolution	96X72	80X60	64X48	48X36	40X30
Module dimension	400X300	400X300	400X300	400X300	400X300
Module quantity (WxH)	2X3 / 2x4	2X3 / 2x4	2X3 / 2x4	2X3 / 2x4	2X3 / 2x4
Panel resolution (WxH)	192X216 / 192X288	160X180 / 160X240	128X144 / 128X192	96X108 / 96X144	80X90 / 80X120
Panel size (mm)	800x900 / 800X1200	800x900 / 800X1200	800x900 / 800X1200	800x900 / 800X1200	800x900 / 800X1200
Flatness (mm)	≤0.015	≤0.015	≤0.015	≤0.015	≤0.015
Maintenance mode	Front & Rear	Front & Rear	Front & Rear	Front & Rear	Front & Rear
Brightness (nits)	6500	6500	6500	6500	6500
Color temperature (K)	3200-9300 optional	3200-9300 optional	3200-9300 optional	3200-9300 optional	3200-9300 optional
Grey scale	65536	65536	65536	65536	65536
Viewing angle (V/H)	160°/ 160°	160°/ 160°	160°/ 160°	160°/ 160°	160°/ 160°
Contrast ratio	5000:01:00	5000:01:00	5000:01:00	5000:01:00	5000:01:00
Frame-changing frequently	50/60Hz	50/60Hz	50/60Hz	50/60Hz	50/60Hz
Drive mode	Constant current 1/6 scale	Constant current 1/6 scale	Constant current 1/6 scale	Constant current 1/3 scale	Constant current 1/2 scale
Refresh rate	3840	3840	3840	3840	3840
Max power consumption (W/m2)	600-800	600-800	600-800	600-800	600-800
Avg. power consumption (W/m2)	100-200	100-200	100-200	100-200	100-200
Electric power requirements	AC90-264V 47-63Hz	AC90-264V 47-63Hz	AC90-264V 47-63Hz	AC90-264V 47-63Hz	AC90-264V 47-63Hz

\* Specifications and photos are subject to change without prior notice.

Ultra Thin, Ultra Light, Zero Gap



High Precision Aluminum Cabinet  
Flatness ≤ 0.01mm

Cabinet Size

450x900mm  
450x1200mm



Module Front & Back Service




Front Service

Back Service

Aging Test



Typical Project



Features



-  Front & Back Side IP65 Protective Level.
-  Size Customizable
-  Curved Surface Display without Gaps.
-  6000-6500nits High Brightness

Outdoor Commercial Advertising

# FM Series

Front Maintenance High-end Outdoor Billboard

## Applications



1000x1000mm

## Specification

Model	P3.91	P4.81	P6.25	P7.81	P10.416
Pixel pitch	3.91	4.81	6.25	7.81	10.416
SMD type	SMD1921	SMD1921	SMD2727	SMD2727	SMD2727
Panel resolution (dots/sqm)	65536	43264	25600	16384	9216
Module resolution	128X64	104X52	80X40	64X32	48X24
Material of Panel	Profiled aluminum	Profiled aluminum	Profiled aluminum	Profiled aluminum	Profiled aluminum
Module dimension	500X250	500X250	500X250	500X250	500X250
Panel size (mm)	1000x1000x83	1000x1000x83	1000x1000x83	1000x1000x83	1000x1000x83
Protective Grade	IP68	IP68	IP68	IP68	IP68
Flatness (mm)	≤0.1	≤0.1	≤0.1	≤0.1	≤0.1
Maintenance mode	Front & Rear	Front & Rear	Front & Rear	Front & Rear	Front & Rear
Weight of panel (kg/㎡)	21.5	21.5	21.5	21.5	21.5
Brightness (nits)	≥5500	≥5500	≥5500	≥5500	≥5500
Color temperature (K)	8000-10000 optional	8000-10000 optional	8000-10000 optional	8000-10000 optional	8000-10000 optional
Viewing angle (V/H)	160°/160°	160°/160°	160°/160°	160°/160°	160°/160°
Contrast ratio	4000:1	4000:1	4000:1	4000:1	4000:1
Drive mode	Constant current 1/16 scale	Constant current 1/13 scale	Constant current 1/8 scale	Constant current 1/4 scale	Constant current 1/2 scale
Refresh rate	≥1920	≥1920	≥1920	≥1920	≥1920
Max power consumption (W/m <sup>2</sup> )	600-800	600-800	600-800	600-800	600-800
Avg. power consumption (W/m <sup>2</sup> )	250	250	250	250	250


\* Specifications and photos are subject to change without prior notice.

**30% less than**  
traditional iron cabinet

Support full-front and rear maintenance.  
Suits for all outdoor applications




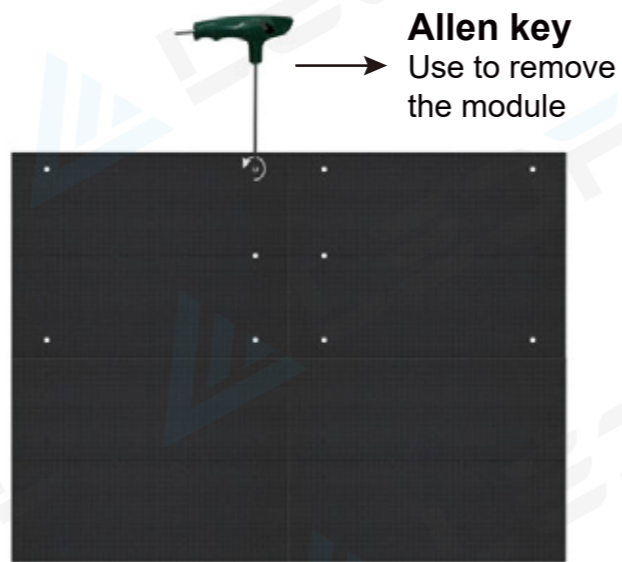
21.3KG/panel



### Front Maintenance Guide

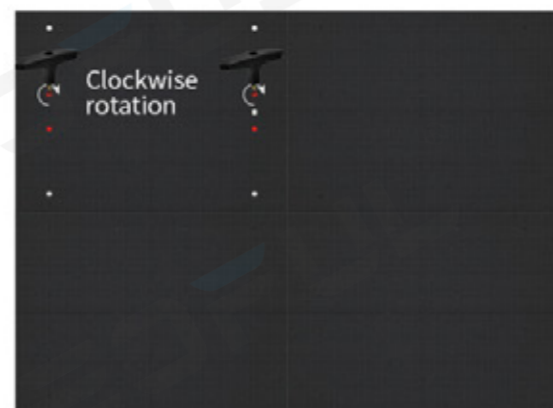
1

Put the allen key into the hole (white dots remarked in picture below, total 5), then twist left side 90° to unlock the lock catch.



2

The red dots in picture below is the holes that the handle suppose to insert, total 4 holes in one module.



Place the handles to corresponding holes and twist right side to fix it.  
Please notice: do not twist it too tight



Take out the module

### Typical Project



### Features



Front & Back Side IP68 Protective Level.



Size Customizable



Curved Surface Display without Gaps.




5500-10000nits High Brightness

Outdoor Commercial Advertising

# FM PRO Series

Front Maintenance All in One for Outdoor Commercial

## Applications



LEDFUL FM PRO Series--Born for 3D Project

## Specification

Model	P4.16	P5	P6.25	P8.33	P10
SMD type	SMD1921	SMD1921	SMD2727	SMD2727	SMD2727
Physical density (dots/sqm)	57600	40000	25600	14400	10000
Module resolution	96X72	80X60	64X48	48X36	40X30
Module dimension	400X300	400X300	400X300	400X300	400X300
Module quantity (W×H)	2X3 / 2x4	2X3 / 2x4	2X3 / 2x4	2X3 / 2x4	2X3 / 2x4
Panel resolution (W×H)	192X216 / 192X288	160X180 / 160X240	128X144 / 128X192	96X108 / 96X144	80X90 / 80X120
Panel size (mm)	800x900 / 800X1200	800x900 / 800X1200	800x900 / 800X1200	800x900 / 800X1200	800x900 / 800X1200
Flatness (mm)	≤0.015	≤0.015	≤0.015	≤0.015	≤0.015
Maintenance mode	Front & Rear	Front & Rear	Front & Rear	Front & Rear	Front & Rear
Brightness (nits)	6500	6500	6500	6500	6500
Color temperature (K)	3200-9300 optional	3200-9300 optional	3200-9300 optional	3200-9300 optional	3200-9300 optional
Grey scale	65536	65536	65536	65536	65536
Viewing angle (V/H)	160°/ 160°	160°/ 160°	160°/ 160°	160°/ 160°	160°/ 160°
Contrast ratio	5000:01:00	5000:01:00	5000:01:00	5000:01:00	5000:01:00
Frame-changing frequently	50/60Hz	50/60Hz	50/60Hz	50/60Hz	50/60Hz
Drive mode	Constant current 1/6 scale	Constant current 1/6 scale	Constant current 1/6 scale	Constant current 1/3 scale	Constant current 1/2 scale
Refresh rate	3840	3840	3840	3840	3840
Max power consumption (W/m2)	600-800	600-800	600-800	600-800	600-800
Avg. power consumption (W/m2)	100-200	100-200	100-200	100-200	100-200
Electric power requirements	AC90-264V 47-63Hz	AC90-264V 47-63Hz	AC90-264V 47-63Hz	AC90-264V 47-63Hz	AC90-264V 47-63Hz

\* Specifications and photos are subject to change without prior notice.

## Ultra Thin, Ultra Light, Zero Gap



High Precision Aluminum Cabinet  
Flatness ≤ 0.01mm

### Energy Saving Solution

FM PRO series



800X900mm (P4.16)



Electric power saving up to

**30%**



Traditional LED panel




768X768mm (P4)

### Seamless Corner Cabinet


450x900mm  
450x1200mm



### Display Full Front & Back Service



Front Service



Back Service

### Aging Test



### Typical Project



### Features



Front & Back Side IP67 Protective Level.



Size Customizable



Curved Surface Display without Gaps.





Max 1000nits High Brightness

Outdoor Commercial Advertising

# FS Series

Front Service Outdoor LED Display

## Applications



## Specification

Model	FS5.3	FS6.6	FS8	FS10
Pixel Pitch(mm)	5.3	6.6	8	10
Pixel Matrix Per Sq.m	35200	22500	15625	10000
Pixel Configuration	SMD1921	SMD2727	SMD2727	SMD2727
Brightness (cd/㎡)	5500-11000	6500-11000	6800-11000	7000-11000
Scan	1/6	1/6	1/5	1/2
Module Dimension	320x320mm / 1.05x1.05ft	320x320mm / 1.05x1.05ft	320x320mm / 1.05x1.05ft	320x320mm / 1.05x1.05ft
Cabinet Dimension	960x960mm / 3.15x3.15ft	960x960mm / 3.15x3.15ft	960x960mm / 3.15x3.15ft	960x960mm / 3.15x3.15ft
Cabinet Material	Iron	Iron	Iron	Iron
Cabinet Weight(kg / sqm)	25KG	25KG	25KG	25KG
Power Con.(W/㎡) (Max / Avg)	800W/240W	800W/240W	800W/240W	800W/240W
Service Access	Front & Rear	Front & Rear	Front & Rear	Front & Rear
Refresh Rate (HZ)	≥1920	≥1920	≥1920	≥1920
Grey Scale (bit)	16	16	16	16
Viewing Angle (H/V)	160°/160°	160°/160°	160°/160°	160°/160°
IP Rate	IP68	IP68	IP68	IP68
Operation Temperature	-20 C ~ +60° C	-20 C ~ +60° C	-20 C ~ +60° C	-20 C ~ +60° C
Input Voltage (AC)	110V / 240V	110V / 240V	110V / 240V	110V / 240V

\* Specifications and photos are subject to change without prior notice.

Clean And Clear --- No cables visible on open backside




LEDFUL First design for front service LED display is plastic shell plastic lock  
 The second design is plastic shell with die casting aluminum lock  
 Now the third design is die casting aluminum shell and die casting aluminum lock



### Full Front Service & Front Installation

Full front service, modules, power supply, receiver card, cables, etc can be replaced in front side




Front installation, the cabinets can be installed in front and mounted directly on the wall



### Die casting Module & All Weather Resistant with IP68

All Die casting, die casting modules makes less tolerance, die casting shell make better cooling, die casting lock make longer durability



Die casting lock

Die casting shell

All weather resistant with IP68 which can be put inside water



### Ultra High & Low Temperature



High Temperature



Low Temperature

### Typical Cases





Outdoor Commercial Advertising

# FS PRO Series

High-end Professional Naked Eye 3D LED Display

## Applications



All-in-One for Outdoor Commercial  
Full Front & Rear Service, Corner, 90°, Hanging, Perimeter, 3D

## Specification

Model	FS5.7-PRO	FS6.6-PRO	FS8-PRO	FS10-PRO
Pixel Pitch(mm)	5.7	6.67	8	10
Pixel Matrix Per Sq.m	30625	22,500	15,625	10000
Pixel Configuration	SMD2727	SMD2727	SMD2727	SMD2727
Brightness (cd/ m <sup>2</sup> )	5500-11000	5,500-11,000	5,500-11,000	5500-11000
Scan	1/6	1/6	1/4	1/5
Module Dimension	480x320mm / 1.57x1.05ft	480x320mm / 1.57x1.05ft	480x320mm / 1.57x1.05ft	480x320mm / 1.57x1.05ft
Cabinet Dimension	960x960mm / 3.15x3.15ft	960x960mm / 3.15x3.15ft	960x960mm / 3.15x3.15ft	960x960mm / 3.15x3.15ft
Cabinet Resolution	168x168	144x144	120x120	96x96
Cabinet Material	Profile Aluminum	Profile Aluminum	Profile Aluminum	Profile Aluminum
Cabinet Weight	25KG	25KG	25KG	25KG
Power Con.(W/ m <sup>2</sup> ) (Max / Avg)	800W/240W	800W/240W	800W/240W	800W/240W
Service Access	Front & Rear	Front & Rear	Front & Rear	Front & Rear
Refresh Rate (HZ)	≥1920	≥1920	≥1920	≥1920
Grey Scale (bit)	14	14	14	14
Viewing Angle (H/V)	160°/160°	160°/160°	160°/160°	140°/140°
IP Rate	IP68	IP68	IP68	IP68
Operation Temperature	-20 C ~ +60° C	-20 C ~ +60° C	-20 C ~ +60° C	-20 C ~ +60° C
Input Voltage (AC)	110V / 220V	110V / 220V	110V / 220V	110V / 220V

\* Specifications and photos are subject to change without prior notice.

## Corner Cabinet Makes Seamless 3D Screen



Seamless Curved Cabinet Design  
Born for 3D Screen



Full Front Service  
Die Casting ALU Module, No Distortion

All Weather Resistance---IP68

80 Degree High Temperature



-40 Degree Low Temperature



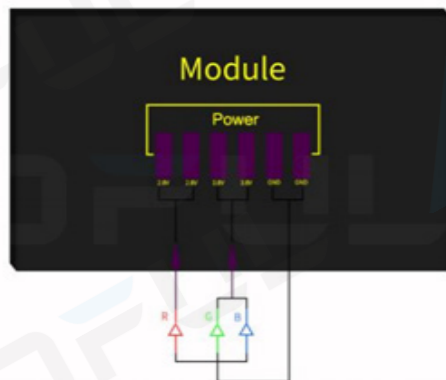
Anti-Corrosion




Ultra High Brightness Solution---Special Chip Achieves Over 11,000nits Brightness



Common Cathode Energy Saving Solution---Save 44% Power Consumption



Typical Cases



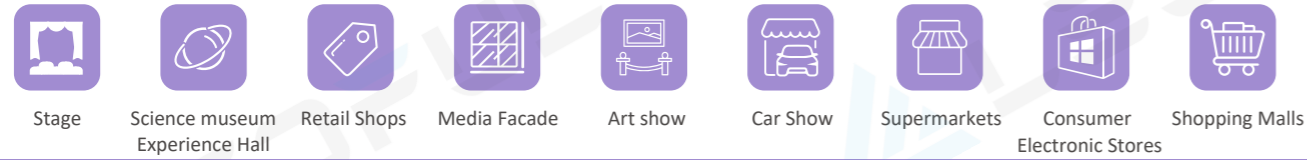
Features

- Full Front Service  
Modules and power box both front service
- Die Casting Aluminum Module  
Better heat dissipation, no distortion
- Cable Free Design  
No cables required, easy installation and maintenance
- Light and Thin  
25kg per cabinet, thickness 76mm
- User Friendly  
Quick lock and power & signal connector
- Anti-Shedding Design  
Module knobs and safety rope, double guarantee

# T Series

Talent for Rental & Event

## Applications




## Specification

Model	T11.95	T12.5	T12.604	T12.98	T13.91	T14.8	T15.95	T16.2
Pixel Pitch(mm)	1.95	2.5	2.604	2.98	3.91	4.81	5.95	6.25
Pixel Matrix Per Sq.m	262144	160000	147456	112896	112896	43264	28224	160000
Pixel Configuration	SMD1515	SMD1515	SMD1515	SMD2121	SMD2121	SMD2121	SMD3528	SMD3528
Brightness (cd/㎡)	≥1000	≥1000	≥1000	≥1000	≥1000	≥1000	≥1000	≥1000
Scan	1/32	1/25	1/32	1/28	1/16	1/13	1/7	1/10
Module Dimension	250×250mm / 0.82×0.82ft	250×250mm / 0.82×0.82ft	250×250mm / 0.82×0.82ft	250×250mm / 0.82×0.82ft	250×250mm / 0.82×0.82ft	250×250mm / 0.82×0.82ft	250×250mm / 0.82×0.82ft	250×250mm / 0.82×0.82ft
Cabinet Dimension	500×1000×80mm /1.64×3.28×0.26ft	500×1000×80mm /1.64×3.28×0.26ft	500×1000×80mm /1.64×3.28×0.26ft	500×1000×80mm /1.64×3.28×0.26ft	500×1000×80mm /1.64×3.28×0.26ft	500×1000×80mm /1.64×3.28×0.26ft	500×1000×80mm /1.64×3.28×0.26ft	500×1000×80mm /1.64×3.28×0.26ft
Cabinet Resolution	256×512	200×400	192×384	168×336	128×256	104×208	84×168	80×160
Cabinet Material	Die Casting Aluminum	Die Casting Aluminum	Die Casting Aluminum	Die Casting Aluminum	Die Casting Aluminum	Die Casting Aluminum	Die Casting Aluminum	Die Casting Aluminum
Cabinet Weight	14KG	14KG	14KG	14KG	14KG	14KG	14KG	14KG
Power Con.(W/㎡) (Max / Avg)	800W/200-300W	800W/200-300W	800W/200-300W	800W/200-300W	800W/200-300W	800W/200-300W	800W/200-300W	800W/200-300W
Service Access	Front/Rear	Front/Rear	Front/Rear	Front/Rear	Front/Rear	Front/Rear	Front/Rear	Front/Rear
Refresh Rate (HZ)	≥3840	≥3840	≥3840	≥3840	≥3840	≥3840	≥3840	≥3840
Grey Scale (bit)	≥16	≥16	≥16	≥16	≥16	≥16	≥16	≥16
Viewing Angle (H/V)	160°/160°	160°/160°	160°/160°	160°/160°	160°/160°	160°/160°	160°/160°	160°/160°
IP Rate	IP31	IP31	IP31	IP31	IP31	IP31	IP31	IP31
Input Voltage (AC)	110V / 240V	110V / 240V	110V / 240V	110V / 240V	110V / 240V	110V / 240V	110V / 240V	110V / 240V

Model	TO2.604	TO2.98	TO3.91	TO4.81	TO5.95	TO6.2
Pixel Pitch(mm)	2.604	2.98	3.91	4.81	5.95	6.25
Pixel Matrix Per Sq.m	147456	112896	65536	43264	28224	160000
Pixel Configuration	SMD1415	SMD1415	SMD1921	SMD1921	SMD2727	SMD3528
Brightness (cd/㎡)	≥4500	≥4500	≥5000	≥5000	≥5500	≥5500
Scan	1/32	1/28	1/16	1/13	1/7	1/10
Module Dimension	250×250mm / 0.82×0.82ft	250×250mm / 0.82×0.82ft	250×250mm / 0.82×0.82ft	250×250mm / 0.82×0.82ft	250×250mm / 0.82×0.82ft	250×250mm / 0.82×0.82ft
Cabinet Dimension	500×1000×80mm /1.64×3.28×0.26ft	500×1000×80mm /1.64×3.28×0.26ft	500×1000×80mm /1.64×3.28×0.26ft	500×1000×80mm /1.64×3.28×0.26ft	500×1000×80mm /1.64×3.28×0.26ft	500×1000×80mm /1.64×3.28×0.26ft
Cabinet Resolution	192×384	168×336	128×256	104×208	84×168	80×160
Cabinet Material	Die Casting Aluminum	Die Casting Aluminum	Die Casting Aluminum	Die Casting Aluminum	Die Casting Aluminum	Die Casting Aluminum
Cabinet Weight	14KG	14KG	14KG	14KG	14KG	14KG
Power Con.(W/㎡) (Max / Avg)	800W/200-300W	800W/200-300W	800W/200-300W	800W/200-300W	800W/200-300W	800W/200-300W
Service Access	Front/Rear	Front/Rear	Front/Rear	Front/Rear	Front/Rear	Front/Rear
Refresh Rate (HZ)	≥3840	≥3840	≥3840	≥3840	≥3840	≥3840
Grey Scale (bit)	≥16	≥16	≥16	≥16	≥16	≥16
Viewing Angle (H/V)	140°/140°	140°/140°	140°/140°	140°/140°	140°/140°	140°/140°
IP Rate	IP65	IP65	IP65	IP65	IP65	IP65
Input Voltage (AC)	110V / 240V	110V / 240V	110V / 240V	110V / 240V	110V / 240V	110V / 240V

\* Specifications and photos are subject to change without prior notice.

## Accessories



Power Cable



Data Cable



Main Power Cable



Main Data Cable



Controller & Processor



Front Maintenance Tool



Curved Lock



Hanging Bar

### Full Front Maintenance

LED modules, receiver card, hub card, power supply, cables, etc are all front service.



### Quick Exchangeable Control Box For Easy Maintenance



### Curved Installation

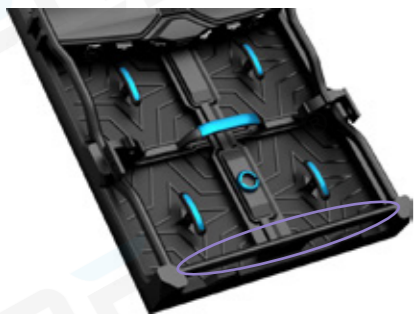
Curved with every 2.5° between -10° and 10°, which can make convex and concave.



Curved Lock

### Climbing Support

Climbing structure can help you make convenient maintenance.



### No light leakage trouble

No light leakage design with specific strips on side of cabinet and behind neighbour module.



### Typical Project



### Features



Full Front Maintenance



Curved Installation



No Light Leakage



Climbing support




Light and Thin

Rental Event LED Display

# X Series

3rd Generation Design for Xmas

## Applications

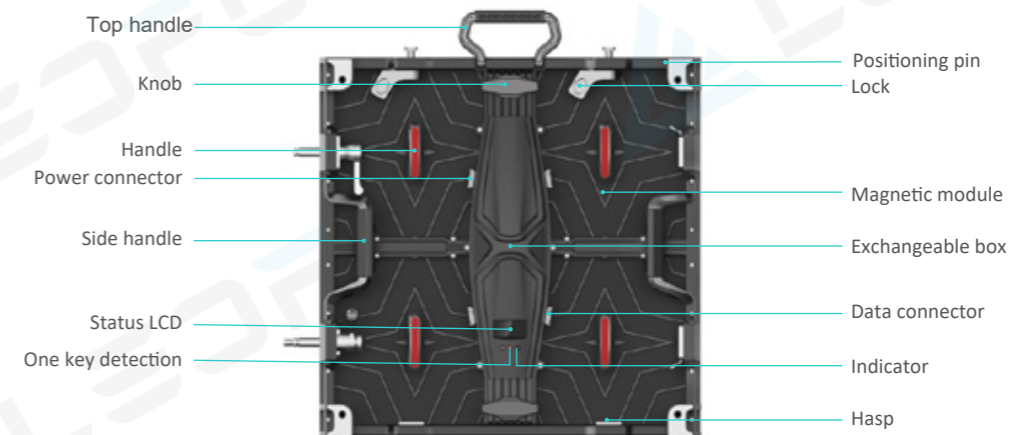


## Specification

Model	XI1.95	XI2.5	XI2.604	XI2.98	XI3.91	XI4.8	XI5.95	XI6.2
Pixel Pitch(mm)	1.95	2.5	2.604	2.98	3.91	4.81	5.95	6.25
Pixel Matrix Per Sq.m	262144	160000	147456	112896	65536	43264	28224	16000
Pixel Configuration	SMD1515	SMD1515	SMD1515	SMD2121	SMD2121	SMD2121	SMD3528	SMD3528
Brightness (cd/㎡)	≥1000	≥1000	≥1000	≥1000	≥1000	≥1000	≥1000	≥1000
Scan	1/32	1/25	1/32	1/28	1/16	1/13	1/7	1/10
Module Dimension	250×250mm / 0.82×0.82ft	250×250mm / 0.82×0.82ft	250×250mm / 0.82×0.82ft	250×250mm / 0.82×0.82ft	250×250mm / 0.82×0.82ft	250×250mm / 0.82×0.82ft	250×250mm / 0.82×0.82ft	250×250mm / 0.82×0.82ft
Cabinet Dimension	500×500×80mm /1.64×1.64×0.26ft	500×500×80mm /1.64×1.64×0.26ft	500×500×80mm /1.64×1.64×0.26ft	500×500×80mm /1.64×1.64×0.26ft	500×500×80mm /1.64×1.64×0.26ft	500×500×80mm /1.64×1.64×0.26ft	500×500×80mm /1.64×1.64×0.26ft	500×500×80mm /1.64×1.64×0.26ft
Cabinet Resolution	256×256	200×200	192×192	168×168	128×128	104×104	84×84	80×80
Cabinet Material	Die Casting Aluminum	Die Casting Aluminum	Die Casting Aluminum	Die Casting Aluminum	Die Casting Aluminum	Die Casting Aluminum	Die Casting Aluminum	Die Casting Aluminum
Cabinet Weight	8KG	8KG	8KG	8KG	8KG	8KG	8KG	8KG
Power Con.(W/㎡) (Max / Avg)	800W/200-300W	800W/200-300W	800W/200-300W	800W/200-300W	800W/200-300W	800W/200-300W	800W/200-300W	800W/200-300W
Service Access	Front/Rear	Front/Rear	Front/Rear	Front/Rear	Front/Rear	Front/Rear	Front/Rear	Front/Rear
Refresh Rate (HZ)	≥3840	≥3840	≥3840	≥3840	≥3840	≥3840	≥3840	≥3840
Grey Scale (bit)	≥16	≥16	≥16	≥16	≥16	≥16	≥16	≥16
Viewing Angle (H/V)	160°/160°	160°/160°	160°/160°	160°/160°	160°/160°	160°/160°	160°/160°	160°/160°
IP Rate	IP31	IP31	IP31	IP31	IP31	IP31	IP31	IP31
Input Voltage (AC)	110V / 240V	110V / 240V	110V / 240V	110V / 240V	110V / 240V	110V / 240V	110V / 240V	110V / 240V

Model	XO2.604	XO2.98	XO3.91	XO4.81	XO5.95	XO6.2
Pixel Pitch(mm)	2.604	2.98	3.91	4.81	5.95	6.25
Pixel Matrix Per Sq.m	147456	112896	65536	43264	28224	16000
Pixel Configuration	SMD1415	SMD1415	SMD1921	SMD1921	SMD2727	SMD3528
Brightness (cd/㎡)	≥4500	≥4500	≥5000	≥5000	≥5500	≥5500
Scan	1/32	1/28	1/16	1/13	1/7	1/10
Module Dimension	250×250mm / 0.82×0.82ft	250×250mm / 0.82×0.82ft	250×250mm / 0.82×0.82ft	250×250mm / 0.82×0.82ft	250×250mm / 0.82×0.82ft	250×250mm / 0.82×0.82ft
Cabinet Dimension	500×500×80mm /1.64×1.64×0.26ft	500×500×80mm /1.64×1.64×0.26ft	500×500×80mm /1.64×1.64×0.26ft	500×500×80mm /1.64×1.64×0.26ft	500×500×80mm /1.64×1.64×0.26ft	500×500×80mm /1.64×1.64×0.26ft
Cabinet Resolution	192×192	168×168	128×128	104×104	84×84	80×80
Cabinet Material	Die Casting Aluminum	Die Casting Aluminum	Die Casting Aluminum	Die Casting Aluminum	Die Casting Aluminum	Die Casting Aluminum
Cabinet Weight	8.5KG	8.5KG	8.5KG	8.5KG	8.5KG	8.5KG
Power Con.(W/㎡) (Max / Avg)	800W/200-300W	800W/200-300W	800W/200-300W	800W/200-300W	800W/200-300W	800W/200-300W
Service Access	Front/Rear	Front/Rear	Front/Rear	Front/Rear	Front/Rear	Front/Rear
Refresh Rate (HZ)	≥3840	≥3840	≥3840	≥3840	≥3840	≥3840
Grey Scale (bit)	≥16	≥16	≥16	≥16	≥16	≥16
Viewing Angle (H/V)	140°/140°	140°/140°	140°/140°	140°/140°	140°/140°	140°/140°
IP Rate	IP65	IP65	IP65	IP65	IP65	IP65
Input Voltage (AC)	110V / 240V	110V / 240V	110V / 240V	110V / 240V	110V / 240V	110V / 240V

\* Specifications and photos are subject to change without prior notice.



### One Second Exchangeable Box

Two knobs make the control box exchange in 1 second.



### Full Front Maintenance

LED modules, power supply, receiver card, hub card, cables are all front service.




### Curved Installation

Curved with every 2.5° between -10° and 10°, which can make convex and concave.



### Faster & Easier Installation


Hanging or stacking, X series with light and thin features makes installation faster and easier.



### Typical Project



### Accessories



Power Cable



Data Cable



Main Power Cable



Main Data Cable



Controller & Processor



Front Maintenance Tool



Curved Lock



Hanging Bar

### Features



Full Front Maintenance



Curved Installation



1 Second Exchangeable Box



Work with T series



Light and Thin

# M Series

The Newest Full Front Service for Rental

## Applications



Stage



Wedding



Concert



Wine Party



Expo




Feast



Launch Event



Festival



M Series 500 x 500mm

## Specification

Model	MI2.5	MI2.6	MI2.9	MI3.9
Pixel Pitch(mm)	2.5	2.6	2.9	2.9
Pixel Matrix Per Sq.m	160,000	147,456	112,896	112,896
Pixel Configuration	SMD1515	SMD1515	SMD1515	SMD1515
Brightness (cd/㎡)	1000	1000	1000	1000
Scan	1/25	1/32	1/28	1/28
Module Dimension	250X250mm	250X250mm	250X250mm	250X250mm
Cabinet Dimension	500x500mm / 1.64x1.64ft	500x500mm / 1.64x1.64ft	500x500mm / 1.64x1.64ft	500x500mm / 1.64x1.64ft
Cabinet Material	Die-Casting Aluminum	Die-Casting Aluminum	Die-Casting Aluminum	Die-Casting Aluminum
Cabinet Weight	7.5kg	7.5kg	7.5kg	7.5kg
Power Con.(W/㎡) (Max / Avg)	800W/200-300W	800W/200-300W	800W/200-300W	800W/200-300W
Service Access	Full Front / Rear	Full Front / Rear	Full Front / Rear	Full Front / Rear
Refresh Rate (HZ)	3840	3840	3840	3840
Grey Scale (bit)	≥16	≥16	≥16	≥16
Viewing Angle (H/V)	160°/160°	160°/160°	160°/160°	160°/160°
IP Rate	IP43	IP43	IP43	IP43
Input Voltage (AC)	110V / 240V	110V / 240V	110V / 240V	110V / 240V

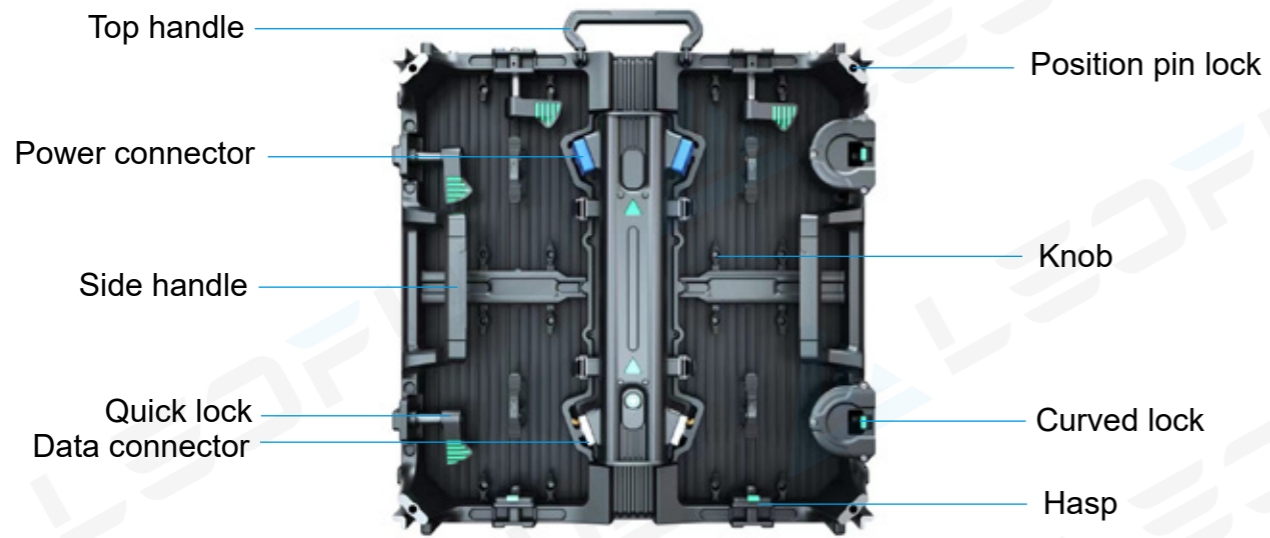
Specifications and photos are subject to change without prior notice.

## Specification

Model	MO2.6	MO2.9	MO3.9	MO4.8
Pixel Pitch(mm)	2.6	2.9	3.9	4.8
Pixel Matrix Per Sq.m	147,456	112,896	65,536	43,264
Pixel Configuration	SMD1415	SMD1415	SMD1921	SMD1921
Brightness (cd/㎡)	4000	4000	4000	4000
Scan	1/32	1/21	1/16	1/13
Module Dimension	250X250mm	250X250mm	250X250mm	250X250mm
Cabinet Dimension	500x500mm / 1.64x1.64ft	500x500mm / 1.64x1.64ft	500x500mm / 1.64x1.64ft	500x500mm / 1.64x1.64ft
Cabinet Material	Die-Casting Aluminum	Die-Casting Aluminum	Die-Casting Aluminum	Die-Casting Aluminum
Cabinet Weight	7.5kg	7.5kg	7.5kg	7.5kg
Power Con.(W/㎡) (Max / Avg)	800W/200-300W	800W/200-300W	800W/200-300W	800W/200-300W
Service Access	Full Front / Rear	Full Front / Rear	Full Front / Rear	Full Front / Rear
Refresh Rate (HZ)	3840	3840	3840	3840
Grey Scale (bit)	≥16	≥16	≥16	≥16
Viewing Angle (H/V)	160°/160°	160°/160°	160°/160°	160°/160°
IP Rate	IP65	IP65	IP65	IP65
Input Voltage (AC)	110V / 240V	110V / 240V	110V / 240V	110V / 240V

Specifications and photos are subject to change without prior notice.





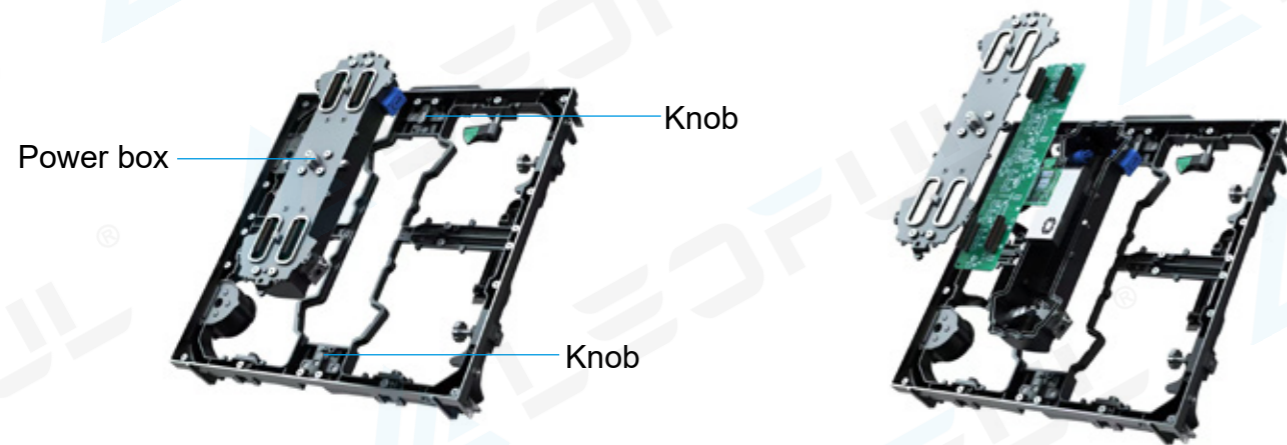
**M Series Rental Cabinet Design**

**1) One Second Exchangeable Power Box**

Two knobs make the power box exchange in 1 second


**2) Full Front Service**

LED modules, receiver card, power supply, HUB card, cables are all front service




**3) Curved Installation**

Curved with 2.5° between -10° to 10°, which can make convex and concave.



**4) Born for Three Sided Screen-Perfect 3D Effect**

Full front service make screens be three sided, which bring perfect naked eye 3D effect.



**Typical Project Show**



**Features**



Full Front Service



One Second Exchangeable Power Box



Faster and Easier Installation



Concave/Convex Curved Shape



Born for Three Sided Screen-Perfect 3D Effect



Wide View Angle

Rental Event LED Display

## V & H Series

New Rental LED Screen Solution

### Applications



Stage



Wedding



Concert



Wine Party



Expo




Feast




Launch Event



Festival



V Series – 500x500mm



H Series – 500x1000mm

### Specification

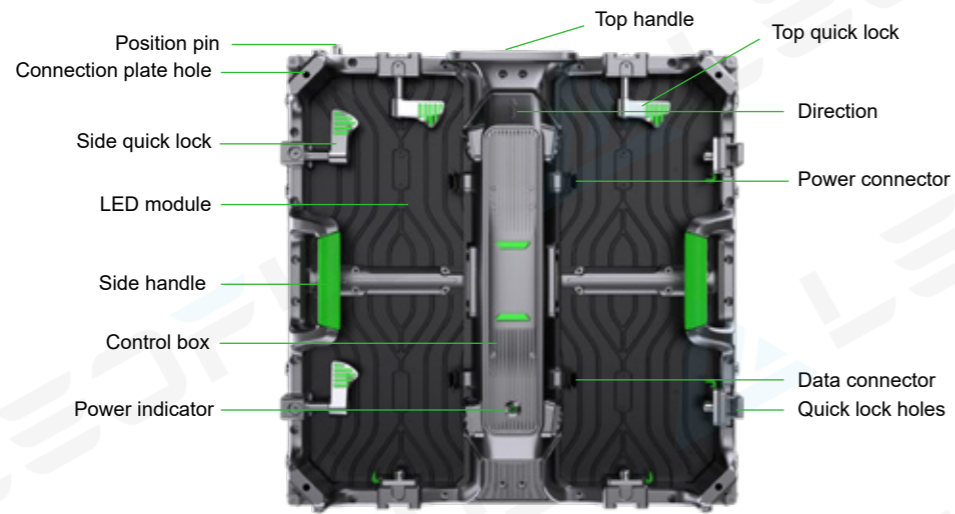
Model	VI/HI2.5	VI/HI2.6	VI/HI2.9	VI/HI3.9	VI/HI4.8
Pixel Pitch(mm)	2.5	2.6	2.97	3.91	4.81
Pixel Matrix Per Sq.m	160,000	147,456	112,896	65,536	43,264
Pixel Configuration	SMD1515	SMD1515	SMD2121	SMD2121	SMD2121
Brightness (cd/㎡)	≥1000	≥1000	≥1000	≥1000	≥1000
Scan	1/25	1/32	1/28	1/16	1/13
Module Dimension	250x250mm	250x250mm	250x250mm	250x250mm	250x250mm
Cabinet Dimension	"V -- 500x500mm H -- 500x1000mm"	"V -- 500x500mm H -- 500x1000mm"	"V -- 500x500mm H -- 500x1000mm"	"V -- 500x500mm H -- 500x1000mm"	"V -- 500x500mm H -- 500x1000mm"
Cabinet Material	Die Casting Aluminum	Die Casting Aluminum	Die Casting Aluminum	Die Casting Aluminum	Die Casting Aluminum
Cabinet Weight	"V -- 8KG H -- 14KG"	"V -- 8KG H -- 14KG"	"V -- 8KG H -- 14KG"	"V -- 8KG H -- 14KG"	"V -- 8KG H -- 14KG"
Power Con.(W/㎡) (Max / Avg)	800W/200-300W	800W/200-300W	800W/200-300W	800W/200-300W	800W/200-300W
Service Access	Front/Rear	Front/Rear	Front/Rear	Front/Rear	Front/Rear
Refresh Rate (HZ)	≥3840	≥3840	≥3840	≥3840	≥3840
Grey Scale (bit)	≥16	≥16	≥16	≥16	≥16
Viewing Angle (H/V)	160°/160°	160°/160°	160°/160°	160°/160°	160°/160°
IP Rate	IP43	IP43	IP43	IP43	IP43
Input Voltage (AC)	110V / 240V	110V / 240V	110V / 240V	110V / 240V	110V / 240V

Specifications and photos are subject to change without prior notice.

Model	VO/HO2.6	VO/HO2.9	VO/HO3.9	VO/HO4.8
Pixel Pitch(mm)	2.6	2.98	3.91	4.81
Pixel Matrix Per Sq.m	147,456	112,896	65,536	43,264
Pixel Configuration	SMD1415	SMD1415	SMD1921	SMD1921
Brightness (cd/㎡)	4000	4000	4000	4000
Scan	1/32	1/21	1/16	1/13
Module Dimension	250x250mm	250x250mm	250x250mm	250x250mm
Cabinet Dimension	"V -- 500x500mm H -- 500x1000mm"	"V -- 500x500mm H -- 500x1000mm"	"V -- 500x500mm H -- 500x1000mm"	"V -- 500x500mm H -- 500x1000mm"
Cabinet Material	Die Casting Aluminum	Die Casting Aluminum	Die Casting Aluminum	Die Casting Aluminum
Cabinet Weight	"V -- 8KG H -- 14KG"	"V -- 8KG H -- 14KG"	"V -- 8KG H -- 14KG"	"V -- 8KG H -- 14KG"
Power Con.(W/㎡) (Max / Avg)	800W/200-300W	800W/200-300W	800W/200-300W	800W/200-300W
Service Access	Front/Rear	Front/Rear	Front/Rear	Front/Rear
Refresh Rate (HZ)	≥3840	≥3840	≥3840	≥3840
Grey Scale (bit)	≥16	≥16	≥16	≥16
Viewing Angle (H/V)	160°/160°	160°/160°	160°/160°	160°/160°
IP Rate	IP65	IP65	IP65	IP65
Input Voltage (AC)	110V / 240V	110V / 240V	110V / 240V	110V / 240V


Specifications and photos are subject to change without prior notice.

### LEDFUL 4th Generation Rental V & H Cabinet Design



### Quick Exchangeable Control Box for Easy Maintenance

Receiver Card & HUB Board




Power Supply 110~220V



Corner Protector for LEDs




### Front / Rear Service Way



### Curved Design

Curved with every 2.5° between -10° and 10°, which can make convex and concave



### 90° Degree Angle Design



V & H Series Used Together



Hanging or Stacking, LEDFUL Support All Installation & Structure Options



Hardware Connection Diagram



Great Performance – High Refresh 3840Hz,  
High Grey Scale 16bits, 70 billion colors



Flight Case Package



Features



Front/Rear Service



No Light Leakage



Light and Thin



Concave/Convex Curved Shape




Climbing Support



Wide View Angle

Typical Project Show



## S & K Series

New Rental LED Screen Solution

### Applications



Stage



Wedding



Concert



Wine Party



Expo



Feast



Launch Event



Festival



S Series – 500x500mm



K Series – 500x1000mm

### Specification

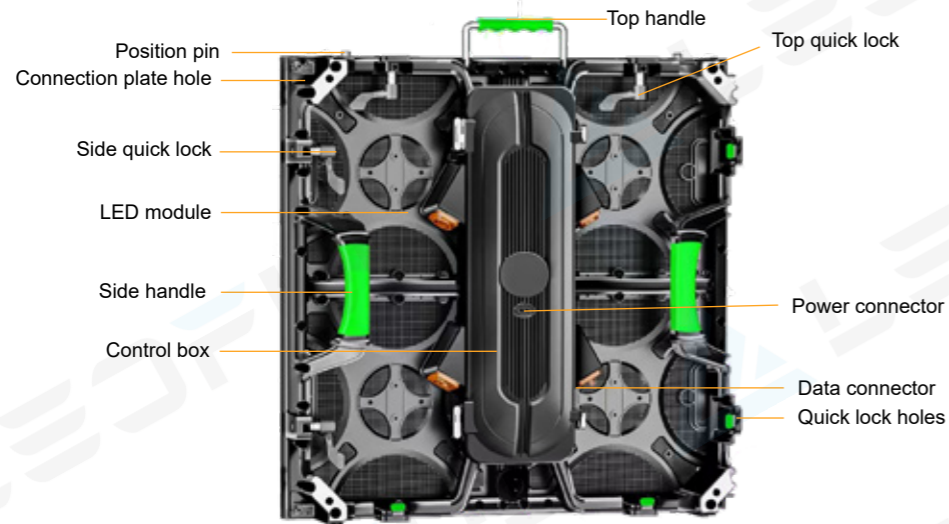
Model	SI/KI2.5	SI/KI2.6	SI/KI2.9	SI/KI3.9	SI/KI4.8
Pixel Pitch(mm)	2.5	2.6	2.97	3.91	4.81
Pixel Matrix Per Sq.m	160,000	147,456	112,896	65,536	43,264
Pixel Configuration	SMD1515	SMD1515	SMD2121	SMD2121	SMD2121
Brightness (cd/㎡)	≥1000	≥1000	≥1000	≥1000	≥1000
Scan	1/25	1/32	1/28	1/16	1/13
Module Dimension	250×250mm	250×250mm	250×250mm	250×250mm	250×250mm
Cabinet Dimension	"S -- 500x500mm K -- 500x1000mm"	"S -- 500x500mm K -- 500x1000mm"	"S -- 500x500mm K -- 500x1000mm"	"S -- 500x500mm K -- 500x1000mm"	"S -- 500x500mm K -- 500x1000mm"
Cabinet Material	Die Casting Aluminum	Die Casting Aluminum	Die Casting Aluminum	Die Casting Aluminum	Die Casting Aluminum
Cabinet Weight	"S -- 8KG K -- 14KG"	"S -- 8KG K -- 14KG"	"S -- 8KG K -- 14KG"	"S -- 8KG K -- 14KG"	"S -- 8KG K -- 14KG"
Power Con.(W/㎡) (Max / Avg)	800W/200-300W	800W/200-300W	800W/200-300W	800W/200-300W	800W/200-300W
Service Access	Front/Rear	Front/Rear	Front/Rear	Front/Rear	Front/Rear
Refresh Rate (HZ)	≥3840	≥3840	≥3840	≥3840	≥3840
Grey Scale (bit)	≥16	≥16	≥16	≥16	≥16
Viewing Angle (H/V)	160°/160°	160°/160°	160°/160°	160°/160°	160°/160°
IP Rate	IP43	IP43	IP43	IP43	IP43
Input Voltage (AC)	110V / 240V	110V / 240V	110V / 240V	110V / 240V	110V / 240V

Specifications and photos are subject to change without prior notice.

Model	SO/KO2.6	SO/KO2.9	SO/KO3.9	SO/KO4.8
Pixel Pitch(mm)	2.6	2.98	3.91	4.81
Pixel Matrix Per Sq.m	147,456	112,896	65,536	43,264
Pixel Configuration	SMD1415	SMD1415	SMD1921	SMD1921
Brightness (cd/㎡)	4000	4000	4000	4000
Scan	1/32	1/21	1/16	1/13
Module Dimension	250×250mm	250×250mm	250×250mm	250×250mm
Cabinet Dimension	"S -- 500x500mm K -- 500x1000mm"	"S -- 500x500mm K -- 500x1000mm"	"S -- 500x500mm K -- 500x1000mm"	"S -- 500x500mm K -- 500x1000mm"
Cabinet Material	Die Casting Aluminum	Die Casting Aluminum	Die Casting Aluminum	Die Casting Aluminum
Cabinet Weight	"S -- 8KG K -- 14KG"	"S -- 8KG K -- 14KG"	"S -- 8KG K -- 14KG"	"S -- 8KG K -- 14KG"
Power Con.(W/㎡) (Max / Avg)	800W/200-300W	800W/200-300W	800W/200-300W	800W/200-300W
Service Access	Front/Rear	Front/Rear	Front/Rear	Front/Rear
Refresh Rate (HZ)	≥3840	≥3840	≥3840	≥3840
Grey Scale (bit)	≥16	≥16	≥16	≥16
Viewing Angle (H/V)	160°/160°	160°/160°	160°/160°	160°/160°
IP Rate	IP65	IP65	IP65	IP65
Input Voltage (AC)	110V / 240V	110V / 240V	110V / 240V	110V / 240V

Specifications and photos are subject to change without prior notice.

### LEDFUL Cover Turned S & K Cabinet Design



### Front & Back Service



### Corner Protector for LEDs



### Curved Design


Inner & Outer  $\pm 15$  degree design



### S & K used together



### 90° Degree Angle Design



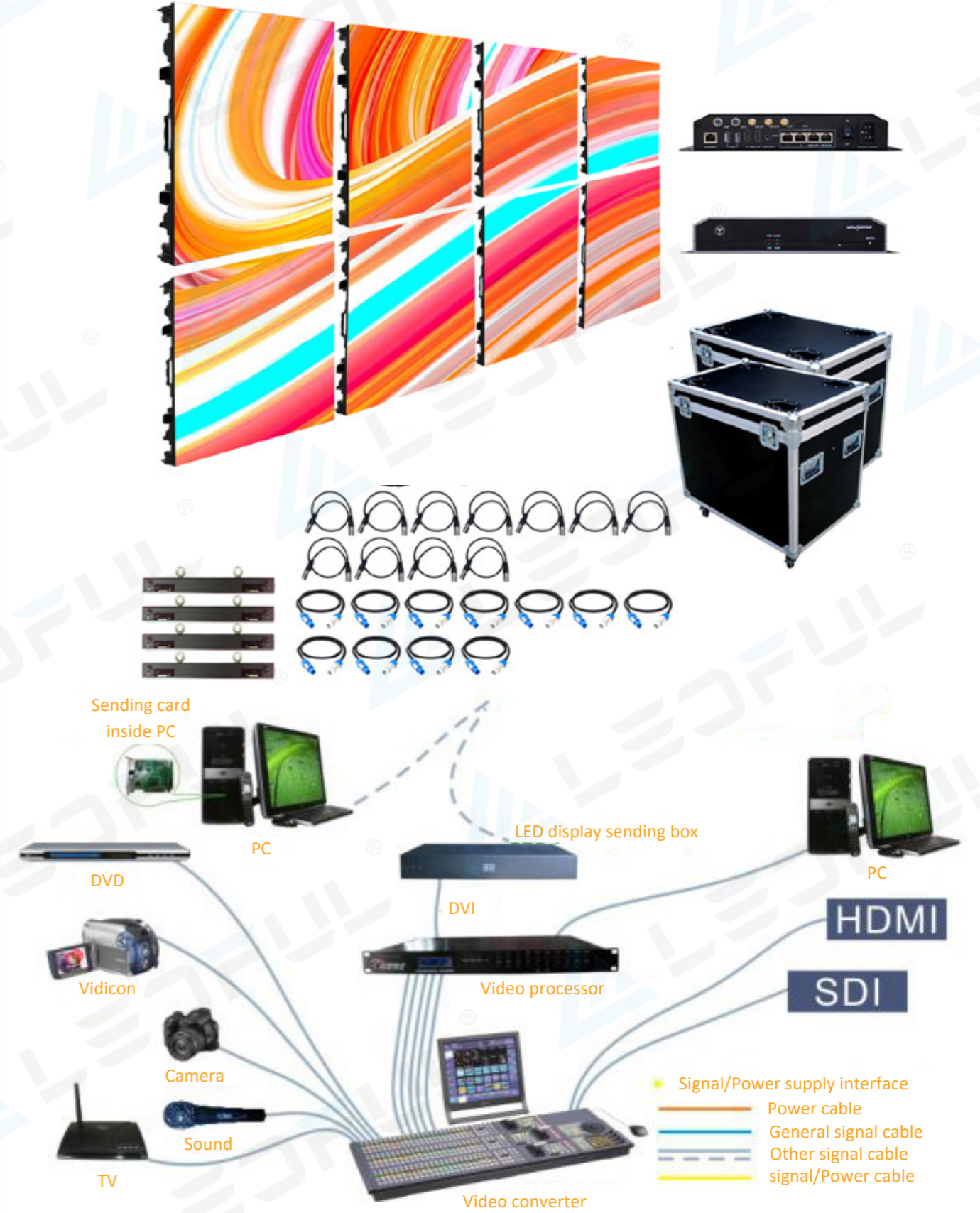
S & K Series Used Together



Hanging or Stacking, LEDFUL Support All Installation & Structure Options



Hardware Connection Diagram





Great Performance – High Refresh 3840Hz,  
High Grey Scale 16bits, 70 billion colors



Flight Case Package



### Features

-  Front/Rear Service
-  No Light Leakage
-  Light and Thin
-  Concave/Convex Curved Shape
-  Climbing Support
-  Wide View Angle

Typical Project Show



# L&F PRO Series

New Rental LED Screen Solution

## Applications



Stage



Wedding



Concert



Wine Party



Expo



Feast



Launch Event



Festival



L Pro Series – 500x500mm



F Pro Series – 500x1000mm

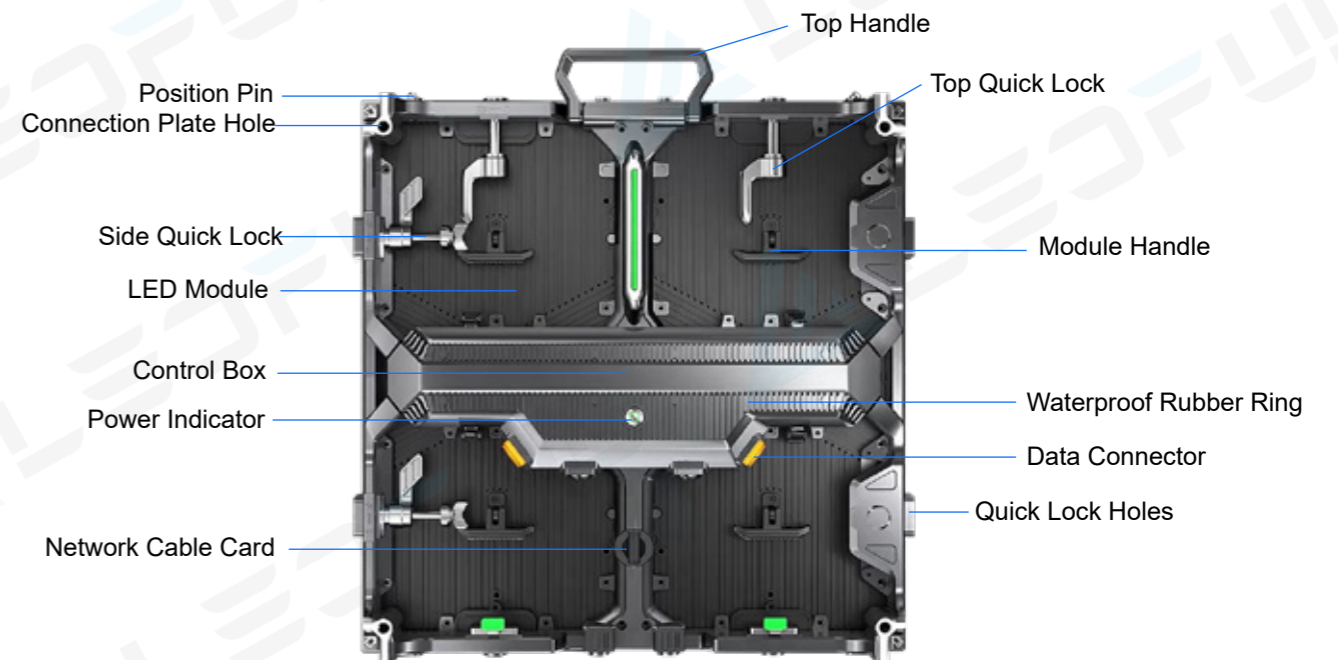
## Specification

Indoor & Outdoor

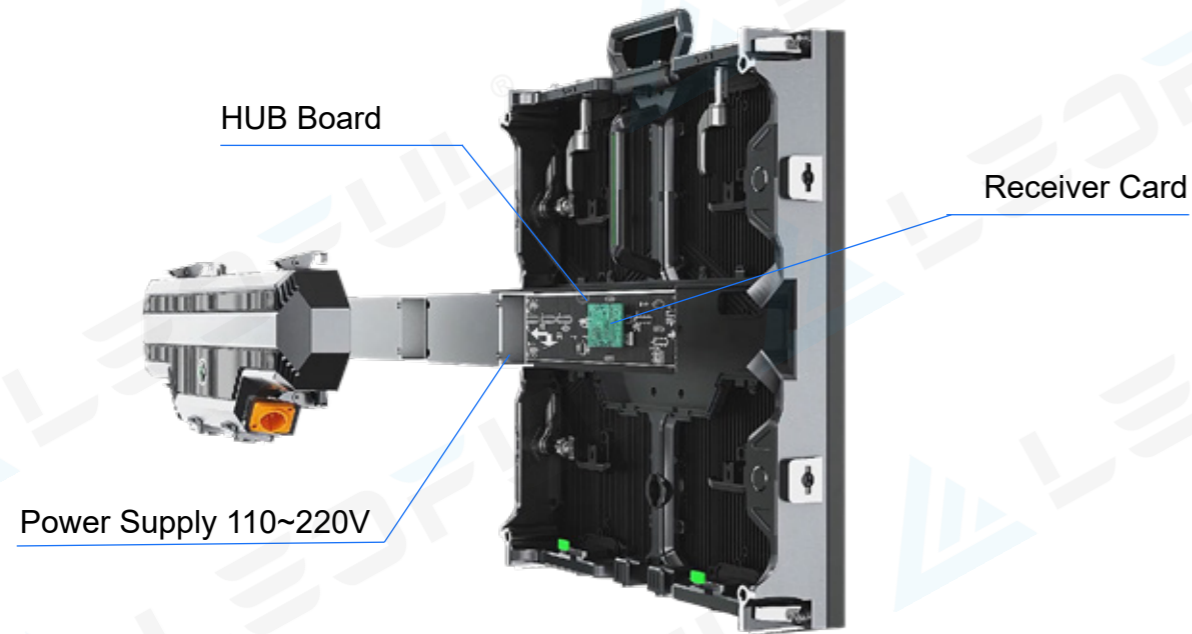
Model	L Pro/F Pro 2.6	L Pro/F Pro 2.9	L Pro/F Pro 3.9	L Pro/F Pro 4.8
Pixel Pitch(mm)	2.6	2.98	3.91	4.81
Pixel Matrix Per Sq.m	147,456	112,896	65,536	43,264
Pixel Configuration	SMD1515/1415	SMD2121/1415	SMD2121/1921	SMD2121/1921
Brightness (cd/㎡)	1000/4000	1000/4000	1000/4000	1000/4000
Scan	1/32	1/21	1/16	1/13
Module Dimension	250x500mm	250x500mm	250x500mm	250x500mm
Cabinet Dimension	"L Pro -- 500x500mm F Pro -- 500x1000mm"	"L Pro -- 500x500mm F Pro -- 500x1000mm"	"L Pro -- 500x500mm F Pro -- 500x1000mm"	"L Pro -- 500x500mm F Pro -- 500x1000mm"
Cabinet Material	Die Casting Aluminum	Die Casting Aluminum	Die Casting Aluminum	Die Casting Aluminum
Cabinet Weight	"L Pro -- 8KG F Pro -- 14KG"	"L Pro -- 8KG F Pro -- 14KG"	"L Pro -- 8KG F Pro -- 14KG"	"L Pro -- 8KG F Pro -- 14KG"
Power Con.(W/㎡) (Max / Avg)	800W/200-300W	800W/200-300W	800W/200-300W	800W/200-300W
Service Access	Front/Rear	Front/Rear	Front/Rear	Front/Rear
Refresh Rate (HZ)	≥3840	≥3840	≥3840	≥3840
Grey Scale (bit)	≥16	≥16	≥16	≥16
Viewing Angle (H/V)	160°/160°	160°/160°	160°/160°	160°/160°
IP Rate	IP43 / IP65	IP43 / IP65	IP43 / IP65	IP43 / IP65
Input Voltage (AC)	110V / 240V	110V / 240V	110V / 240V	110V / 240V

Specifications and photos are subject to change without prior notice.


## LEDFUL New Private Rental L Pro & F Pro Series Product



Quick Exchangeable Control Box for Easy Maintenance



Front / Rear Service Way



Hardware Connection Diagram



### L & F Pro Series Used Together



Hanging or Stacking, LEDFUL Support All Installation & Structure Options



### Typical Project Show



### Features



Front/Rear Service



No Light Leakage



Light and Thin



Concave/Convex Curved Shape



Climbing Support



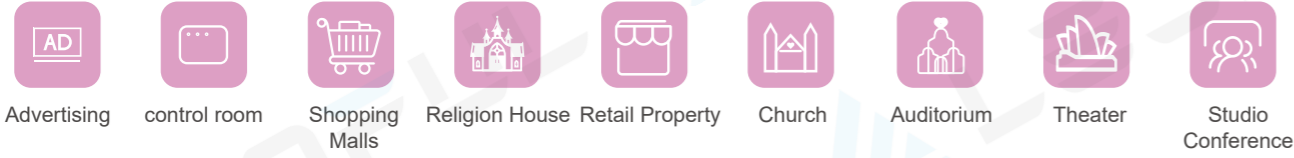
Wide View Angle

Fine Pitch LED Display

## U Series & COB

Ultra high definition Indoor LED Display

### Applications




### Specification

Model	U0.9-MINI	U0.9-COB	U1.2	U1.5	U1.8	U2.5
Pixel Pitch(mm)	0.9375	0.9375	1.25	1.5625	1.875	2.5
Pixel Matrix Per Sq.m	1137778	1137778	640000	409600	250000	160000
Pixel Configuration	MINI 4-in-1	COB Gold	SMD1010	SMD1212	SMD1515	SMD1515
Brightness (nits)	900	900	900	900	900	900
Scan	1/30	1/30	1/45	1/54	1/45	1/30
Module Dimension	150x168.75mm / 0.49x0.55ft	150x168.75mm / 0.49x0.55ft	150x168.75mm / 0.49x0.55ft	150x168.75mm / 0.49x0.55ft	150x168.75mm / 0.49x0.55ft	150x168.75mm / 0.49x0.55ft
Cabinet Dimension	600x337.5x63mm / 1.97x1.11x0.26ft	600x337.5x63mm / 1.97x1.11x0.26ft	600x337.5x63mm / 1.97x1.11x0.26ft	600x337.5x63mm / 1.97x1.11x0.26ft	600x337.5x63mm / 1.97x1.11x0.26ft	600x337.5x63mm / 1.97x1.11x0.26ft
Cabinet Resolution	640x360	640x360	480x270	385x216	320x180	240x135
Cabinet Material	Die Casting Aluminum	Die Casting Aluminum	Die Casting Aluminum	Die Casting Aluminum	Die Casting Aluminum	Die Casting Aluminum
Cabinet Weight	7.4KG	7.4KG	7.4KG	7.4KG	7.5KG	7.5KG
Power Con.(W/㎡) (Max / Avg)	550W/180W	550W/180W	650W/200W	650W/200W	650W/220W	500W/170W
Service Access	Front	Front	Front	Front	Front	Front
Refresh Rate (HZ)	≥3840	≥2880	≥3840	≥3840	≥3840	≥3840
Grey Scale (bit)	14	14	14	14	14	14
Viewing Angle (H/V)	170°/170°	170°/170°	140°/120°	140°/120°	140°/140°	140°/140°
IP Rate	IP45	IP65	IP45	IP45	IP45	IP45
Operation Temperature	-20°C ~ +80°C	-20°C ~ +80°C	-20°C ~ +80°C	-20°C ~ +80°C	-20°C ~ +80°C	-20°C ~ +80°C
Input Voltage (AC)	110V / 220V	110V / 220V	110V / 220V	110V / 220V	110V / 220V	110V / 220V

\* Specifications and photos are subject to change without prior notice.

600\*337.5mm Standard size, widescreen ratio stitching  
 16:9 Cabinet size ratio, point-to-point matching high-definition video source,  
 freely splicing 2K/4K/8K large screen



Floating connector between module and cabinet  
 The module can be fine-tuned to make the splicing smoother;  
 fool-proof interface to avoid wrong installation;  
 save time and effort, only two seconds for disassembly and assembly.



Ultra-light and Ultra-thin



Easy Installation with LEDFUL Customized Bracket  
 Say NO to Local Structure




Step 1: Assemble the profile aluminum bracket.



Step 2: Make the required size bracket one by one, and then mount on wall with screw.



Step 3: Put the empty cabinet on bracket with the matching screws and holes.



Step 4: Connect the power cable and data cable on modules first, then use vacuum tool to put the modules on cabinet. In this process, can adjust the screen flatness.

Features


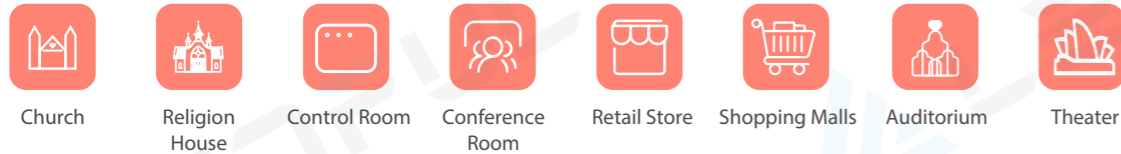
-  Front Maintenance & Front Installation
-  High Refresh and High Grey Scale
-  Cabinet Dimension Ratio 16:9
-  Dual Backup Power & Data
-  Ultra Light and Ultra Thin
-  Cable Free Connection

Fine Pitch LED Display

# CL Series

Indoor Front Service Small Pixel Pitch Commercial LED display

## Applications




## Specification


Model	CL1.5	CL1.6	CL1.8	CL2	CL2.5
Pixel Pitch (mm)	1.57	1.66	1.87	2	2.5
Pixel Matrix Per Sqm	405,695	360,000	284,444	250,000	160,000
Pixel Configuration	SMD1212	SMD1212	SMD1515	SMD1515	SMD2020
Brightness (cd/m <sup>2</sup> )	1000	1000	1000	1000	1000
Scan	1/50	1/48	1/43	1/32	1/16
Module Dimension	240x120mm / 0.79x0.39ft	240x120mm / 0.79x0.39ft	240x240mm / 0.79x0.79ft	240x240mm / 0.79x0.79ft	240x240mm / 0.79x0.79ft
Cabinet Dimension	480x480mm / 1.57x1.57ft	480x480mm / 1.57x1.57ft	480x480mm / 1.57x1.57ft	480x480mm / 1.57x1.57ft	480x480mm / 1.57x1.57ft
Cabinet Resolution	306x306	289x289	257x257	240x240	192x192
Cabinet Material	Die Casting Aluminum				
Cabinet Weight	5KG				
Power Con. (W/m <sup>2</sup> ) (Max / Avg)	200W/100W				
Service Access	Front				
Refresh Rate (HZ)	≥3840				
Grey Scale (bit)	14				
Viewing Angle (H/V)	160°/160°				
IP Rate	IP45				
Operation Temperature	-20 C ~+80 C				
Input Voltage (AC)	110V / 220V				

\* Specifications and photos are subject to change without prior notice.

Black SMD LED makes screen perfect performance



Full Front Maintenance & Front Installation



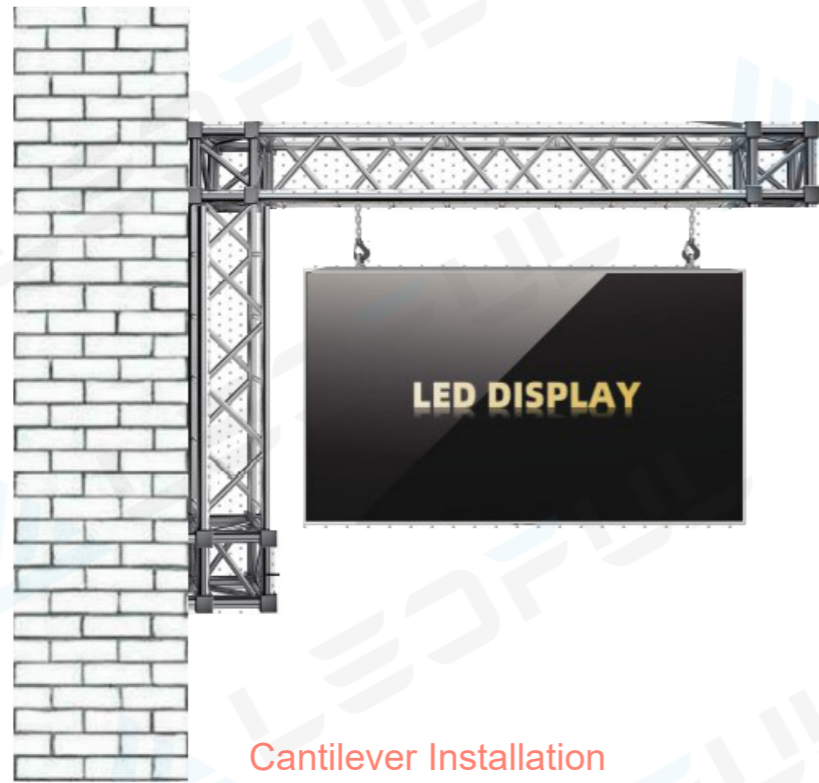
CL Series All Kinds of Installation Modes (Optional)




Wall Mounted Installation



Floor Mounted Installation



Cantilever Installation




Hanging Installation

Hanging steel structure



Bearing ceiling

LED Display

Square Tube LED Screen Design



TYPICAL PROJECT



Features



Black SMD LED Makes Perfect



Front Maintenance & Front Installation



High Grayscale Operation



Light and Thin



Sports Perimeter LED Display

# PM Series

Stadium Sports Perimeter

## Applications



Football



Basketball



Baseball



Hockey



Ice-Hockey



Stadium



E-Sports



### Energy Saving Stadium Perimeter LED Display

- 1) Using high efficiency IC driver
- 2) improved PCB design
- 3) Power conversion efficiency



## Specification

Model	IPM5R	IPM10R	OPM6.6R	OPM8R	OPM10R
Pixel Pitch(mm)	5	10	6.67	8	10
Pixel Matrix Per Sq.m	40000	10000	22500	15625	10000
Pixel Configuration	SMD2121	SMD3528	SMD3535	SMD3535	SMD3535
Brightness (nits)	1200	1500	6000	6000	6000
Scan	1/8	1/8	1/2	1/2	1/2
Module Dimension	320x160mm / 1.05x0.52ft	320x160mm / 1.05x0.52ft	320x160mm / 1.05x0.52ft	320x160mm / 1.05x0.52ft	320x160mm / 1.05x0.52ft
Cabinet Dimension	960x960mm / 3.15x3.15ft	960x960mm / 3.15x3.15ft	960x960mm / 3.15x3.15ft	960x960mm / 3.15x3.15ft	960x960mm / 3.15x3.15ft
Cabinet Resolution	192x192	96x96	144x144	120x120	96x96
Cabinet Weight	28kg Die casting aluminum	28kg Die casting aluminum	28kg Die casting aluminum	28kg Die casting aluminum	28kg Die casting aluminum
Power Con. (Max / Avg)	900 / 180 w/sqm	900 / 180 w/sqm	900 / 180 w/sqm	900 / 180 w/sqm	900 / 180w/sqm
IP Rate	IP43		IP65		
Service Access	Front / Rear		Rear		
Refresh Rate (HZ)	>1920		>1920		
Grey Scale (bit)	14bit		16bit		
Viewing Angle (H/V)	140/140		140/140		
Input Voltage (AC)	110V / 220V		110V/240V		


\* Specifications and photos are subject to change without prior notice.

## Project Case



### Protective Top Cover and Rubber Module Mask

Protective top cover protect players from injury. Rubber module mask protect LED from ball and players striking, besides protect players against further injury.



### 4H Makes Perfect Visual Effect

- High Brightness:  $\geq 6000$ nits
- High Grey Scale: 65536 levels
- High Refresh Rate:  $\geq 1920$ Hz
- High Contrast: 5000:1



Low refresh rate



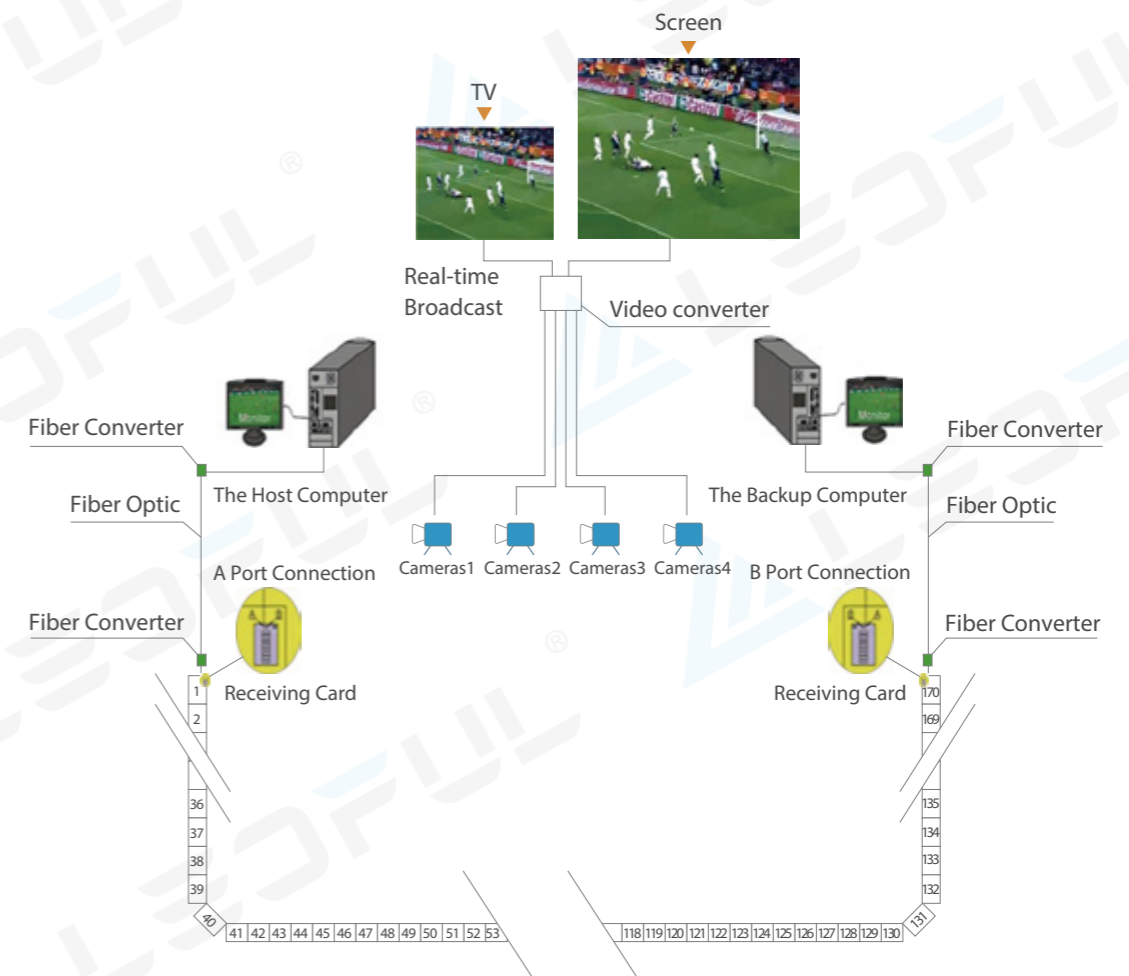
High refresh rate

### SMD Performance and View Angle

Better contrast ratio and viewing performance  
Wide viewing angle increasing its value by covering more viewing



### Backup for Recycle



Sports Perimeter LED Display

# PM PRO Series

Stadium Sports Perimeter

## Applications



Football



Basketball



Baseball



Hockey



Ice-Hockey



Stadium



E-Sports



LEDFUL FM PRO Series, For Sports Events, Lighter, Thinner, Ultra Wide Viewing Angle.

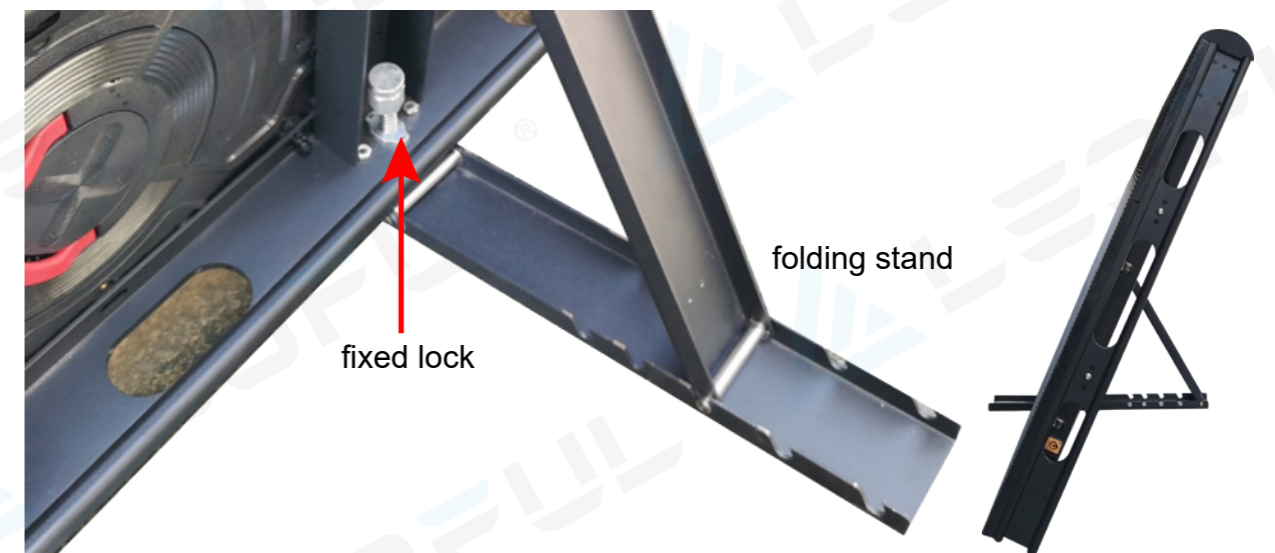
## Specification

Model	FPM4.1	FPM5	FPM6.2	FPM8.3	FPM10
Pixel pitch(mm)	4.16	5	6.25	8.33	10
SMD type	SMD1921	SMD1921	SMD2727	SMD2727	SMD2727
Physical density (dots/sqm)	57600	40000	25600	14400	10000
Module resolution	96x72	80x60	64x48	48x36	40x30
Module dimension(mm)	400x300	400x300	400x300	400x300	400x300
Module quantity(W*H)	4x3	4x3	4x3	4x3	4x3
Panel resolution	384x216	320x180	256x144	192x108	160x90
Panel size(mm)	1600x900x98mm	1600x900x98mm	1600x900x98mm	1600x900x98mm	1600x900x98mm
	/ 5.25x2.95x0.32ft	/ 5.25x2.95x0.32ft	/ 5.25x2.95x0.32ft	/ 5.25x2.95x0.32ft	/ 5.25x2.95x0.32ft
Flatness(mm)	≤0.1	≤0.1	≤0.1	≤0.1	≤0.1
Maintenance mode	front & rear	front & rear	front & rear	front & rear	front & rear
Brightness(nits)	6500	6500	6500	6500	6500
Color temperature (K)	3200-9300 optional	3200-9300 optional	3200-9300 optional	3200-9300 optional	3200-9300 optional
Grey scale	65536	65536	65536	65536	65536
Viewing angle (V/H)	160°/ 160°	160°/ 160°	160°/ 160°	160°/ 160°	160°/ 160°
Contrast ratio	5000:1	5000:1	5000:1	5000:1	5000:1
Frame-changing frequency	50/60	50/60	50/60	50/60	50/60
Drive mode	Constant current 1/6 scale	Constant current 1/6 scale	Constant current 1/6 scale	Constant current 1/3 scale	Constant current 1/3 scale
Refresh rate(hz)	3840	3840	3840	3840	3840
Max power consumption (W/m <sup>2</sup> )	600-800	600-800	600-800	600-800	600-800
Avg. power consumption (W/m <sup>2</sup> )	100-200	100-200	100-200	100-200	100-200
Electric power requirements	AC90-264V 47-63Hz	AC90-264V 47-63Hz	AC90-264V 47-63Hz	AC90-264V 47-63Hz	AC90-264V 47-63Hz

\* Specifications and photos are subject to change without prior notice.

## Multi-Angle Adjustment

Cabinet and the ground can be freely adjusted at multiple angles of 90°, 85°, 80°, 75°, 70°, and 65°.




Ultra Light, Ultra Thin

High precision Aluminum cabinet frame  
Flatness ≤ 0.015mm



Ultra High Refresh, High Grey Scale




(high refresh rate)



(low refresh rate)



(high grey scale)



(low grey scale)

Typical Projects



Features



Front/Back Service



High Refresh, High Grey Scale,  
Stable Performance



Remote Control



Ultra Wide Viewing Angle



Ultra Light and Thin












IP65 Protection

## Transparent Glass LED Display

# TGC Series

Transparent Glass Curtain LED Display

### Applications

-   
Advertising
-   
Science museum Experience Hall
-   
RetailShops
-   
Media Facade
-   
Showroom
-   
Car Dealers
-   
Supermarkets
-   
Consumer Electronic Stores
-   
Shopping Malls



TPoster



TGC-Column



TGC-Curve


## Specification

Model	TGC1.9	TGC2.8	TGC3.9	TGC3.9	TGC5.2	TGC7.8	TGC7.8	TGC10.4	TGC10.4
Pixel Pitch(mm)	H1.9-V3.9	H2.8-V5.6	H3.9-V7.82	H3.9-V7.8	H5.2-V5.2	H7.8-V7.8	H7.8-V7.8	H10.4-V10.4	H10.4-V10.4
Pixel Matrix Per Sq.m	129,024	63,368	32,768	32,768	36,982	16,384	16,384	9,216	9,216
Pixel Configuration	SMD1515	SMD1921	SMD1921	SMD1921	SMD1921	SMD1921	SMD1921	SMD1921	SMD1921
Brightness (nits)	2500	4500	3500	5500	5500	3500	5500	3500	5500
Scan	1/14	1/16	1/16	1/8	1/6	1/4	1/4	1/3	1/3
Module Dimension	500x125mm / 1.64x0.41ft	500x125mm / 1.64x0.41ft	500x125mm / 1.64x0.41ft	500x125mm / 1.64x0.41ft	500x125mm / 1.64x0.41ft	500x125mm / 1.64x0.41ft	500x125mm / 1.64x0.41ft	500x125mm / 1.64x0.41ft	500x125mm / 1.64x0.41ft
Cabinet Dimension	1000x500mm / 3.28x1.64ft	1000x500mm / 3.28x1.64ft	1000x500mm / 3.28x1.64ft	1000x500mm / 3.28x1.64ft	1000x500mm / 3.28x1.64ft	1000x500mm / 3.28x1.64ft	1000x500mm / 3.28x1.64ft	1000x500mm / 3.28x1.64ft	1000x500mm / 3.28x1.64ft
Cabinet Resolution	504x128	352x88	256x64	256x64	192x48	128x64	128x64	96x48	96x48
Transparency	30%	50%	70%	70%	80%	70%	70%	80%	80%
Cabinet Material	CNC Aluminum	CNC Aluminum	CNC Aluminum	CNC Aluminum	CNC Aluminum	CNC Aluminum	CNC Aluminum	CNC Aluminum	CNC Aluminum
Cabinet Weight	5kg	5kg	5kg	5kg	5kg	5kg	5kg	5kg	5kg
Power Con. (Max / Avg)	800/360w/sq.m	800/360w/sq.m	400/180w/sq.m	800/360w/sq.m	800/360w/sq.m	400/180w/sq.m	800/360w/sq.m	400/180w/sq.m	800/360w/sq.m
Service Access	Front & Back	Front & Back	Front & Back	Front & Back	Front & Back	Front & Back	Front & Back	Front & Back	Front & Back
Refresh Rate (HZ)	1920	1920	1920	1920	1920	1920	1920	1920	1920
Viewing Angle (H/V)	160 / 160	160 / 160	160 / 160	160 / 160	160 / 160	160 / 160	160 / 160	160 / 160	160 / 160
IP Rate	IP24	IP24	IP24	IP24	IP24	IP24	IP24	IP24	IP24
Operation Temperature	-40° ~ 45°	-40° ~ 45°	-40° ~ 45°	-40° ~ 45°	-40° ~ 45°	-40° ~ 45°	-40° ~ 45°	-40° ~ 45°	-40° ~ 45°
Input Voltage (AC)	100V or 240V	100V or 240V	100V or 240V	100V or 240V	100V or 240V	100V or 240V	100V or 240V	100V or 240V	100V or 240V

\* Specifications and photos are subject to change without prior notice.


### Very narrow frame design

Easy to install



### Borderless design

Extremely transparent



### Flexible frame design

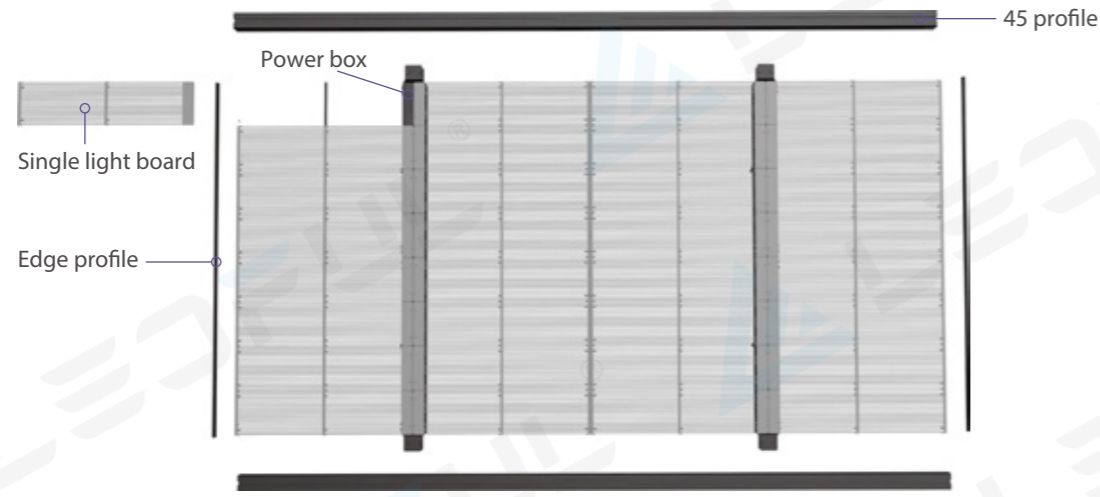
Support bending installation



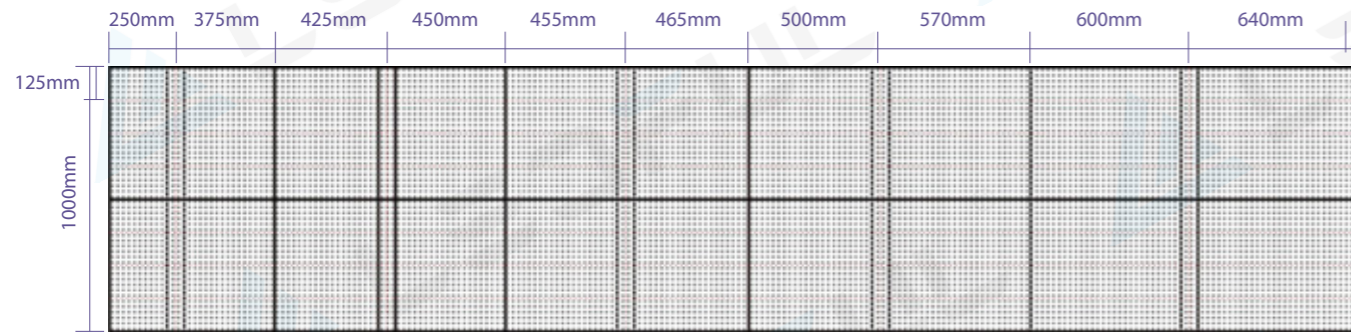
## Project Case




### Modular combination, easy installation



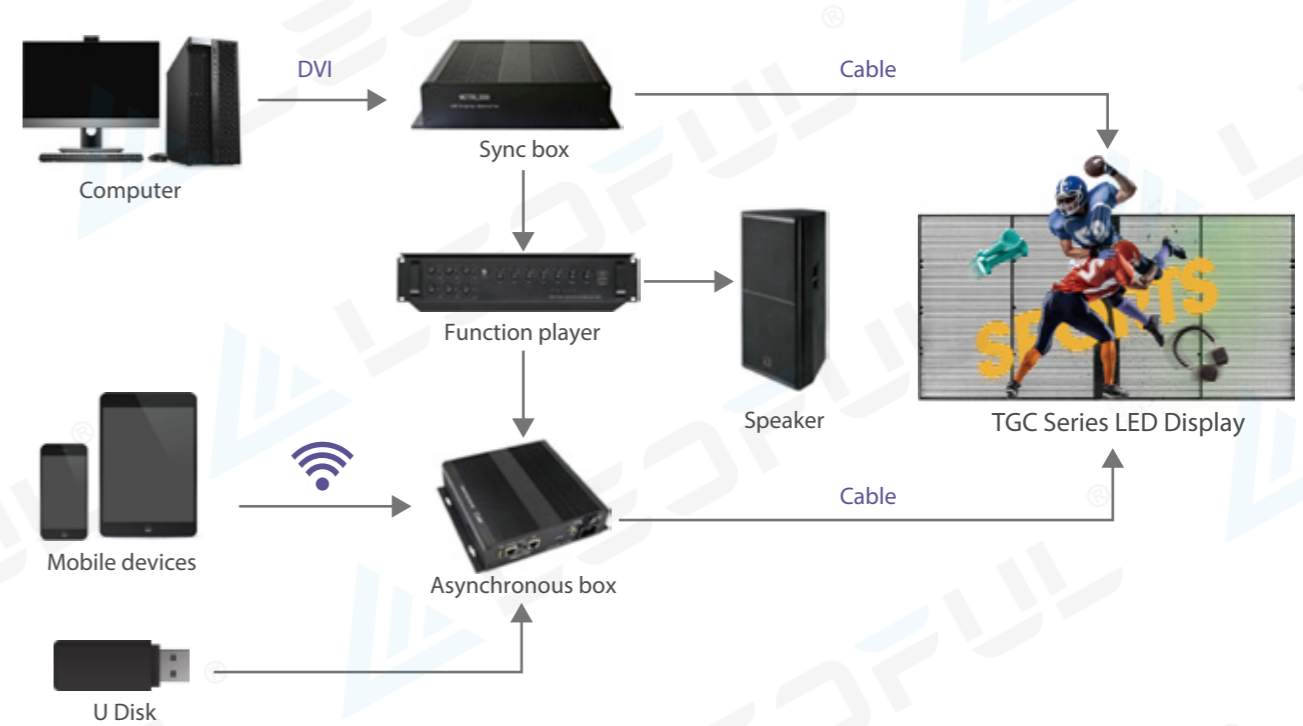
### Splicing in any size, making full use of the site



### LEDFUL Ultra-thin design, slim and light



### Diversified control, faster and more convenient



### Features

- Easy installation/maintenance**  
 Modular design, easy to assemble and install the cabinet
- Highly stable**  
 The new structure meets the requirements of hoisting, vertical installation and outdoor use
- Diversified control**  
 Remote cluster control, easily control single and multiple screens at the same time
- Light weight**  
 The thickness of the screen is 3.5mm, and the product is about 6kg per square meter
- Wide perspective**  
 160° viewing angle, the screen can be viewed from multiple angles
- Fully customized**  
 LEDFUL TGC series can be customized according to site size, making full use of the site
- Highly transparent**  
 High permeability, little effect on the lighting perspective of the glass curtain wall
- Strong compatibility**  
 Support free replacement of video with sports equipment and PC equipment

## Transparent Glass LED Display

# A Series

LED Flexible Transparent Film Display

### Applications



Nightclub & bar



Church



Lobby



Hotel



Conference Room



Retail Store




Shopping Malls



School



Theater

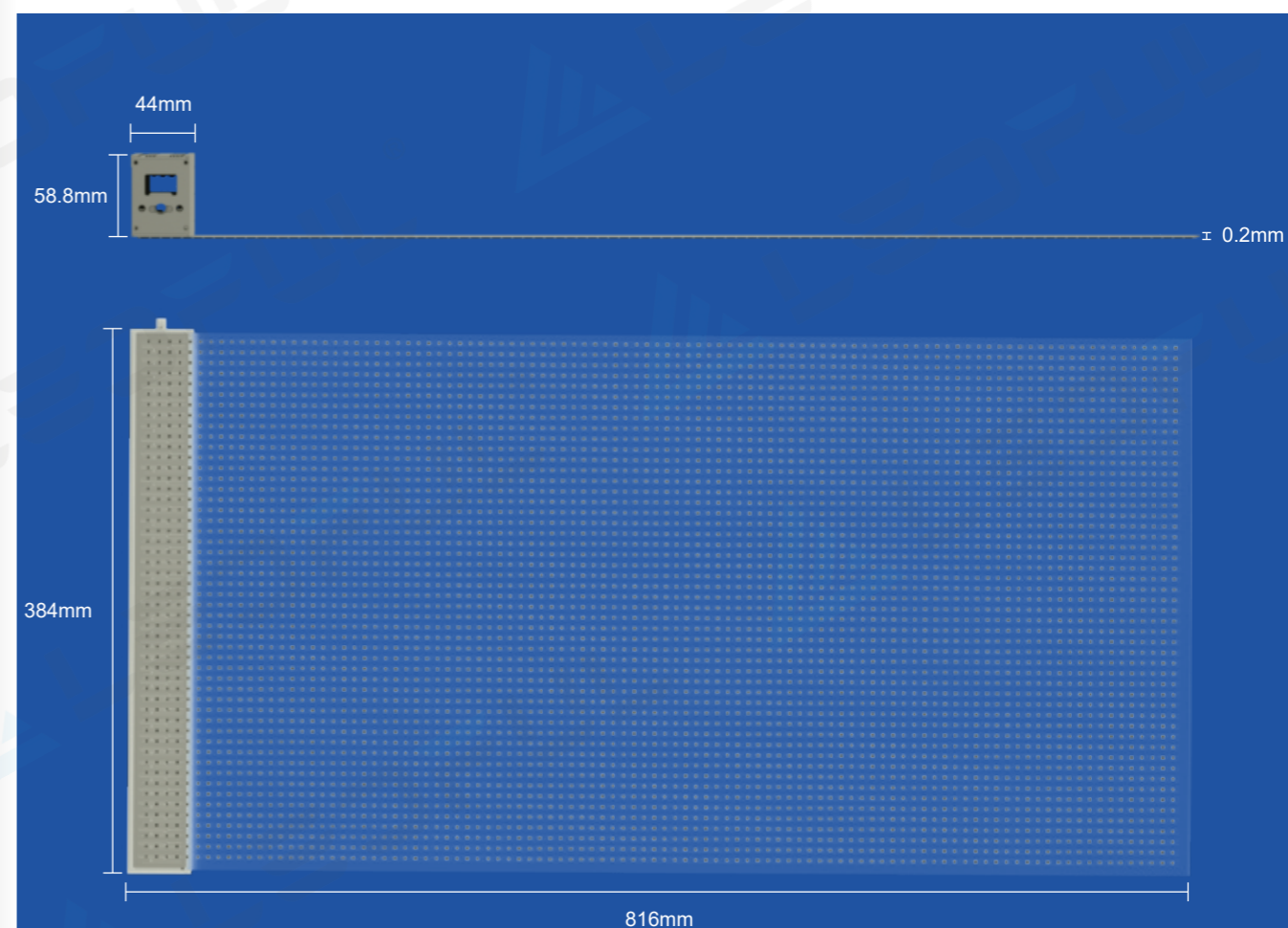


## Specification


Parameter Name	Product parameters				
LED model	SMD2121 three-in-one integratad drive				
pixels	P6	P8	P10	P15	P20
Module resolution	136x64	100x50	80x40	66x26	50x20
Pixels per panel	8704	5000	3200	1716	1000
pixel density (point/ m <sup>2</sup> )	27777	15625	10000	4356	2500
Module ruler (WxHxD)	816x380x2	800x400x2	800x400x2	1000x400x2	1000x400x2
Module area	0.32( m <sup>2</sup> )	0.32( m <sup>2</sup> )	0.32( m <sup>2</sup> )	0.4m <sup>2</sup>	0.32( m <sup>2</sup> )
Permeability	≥85	≥90	≥95	≥97	≥97
Brightness	4800	4000	4000	4000	4000
Brightness/ chrominance uniformity	≥97%				
Perspective (HxV)	160x160				
life	100,000H				
Breakpoint continuation	Support				
Operating temperature	-40 C ~80 C				
Bending installation	Support				
Color processing	16bit				
Weight	3 kg/ m <sup>2</sup>				
Supply voltage	5V				

\* Specifications and photos are subject to change without prior notice.



### LED flexible adhesive transparent film display A series




Flexible·Customizable



Easy To Install  
Self-adhesive Film



Typical Project



### Features



Brightness up to 4000nits / m<sup>2</sup>



With transmission Interruption  
Recovery Function



Soft Curvature to 1,100R



Light • Thin • Transparent  
Weight for only 3kg/m<sup>2</sup>  
Thickness can be as low as 2mm  
Transparent Permeability ≥ 85%












Transparent Glass LED Display

# TPoster Series

Transparent LED Poster

## Applications

-   
Advertising
-   
Science Museum Experience Hall
-   
Retail Shops
-   
Media Facade
-   
Showroom
-   
Car Dealers
-   
Supermarkets
-   
Consumer Electronic Stores
-   
Shopping Malls

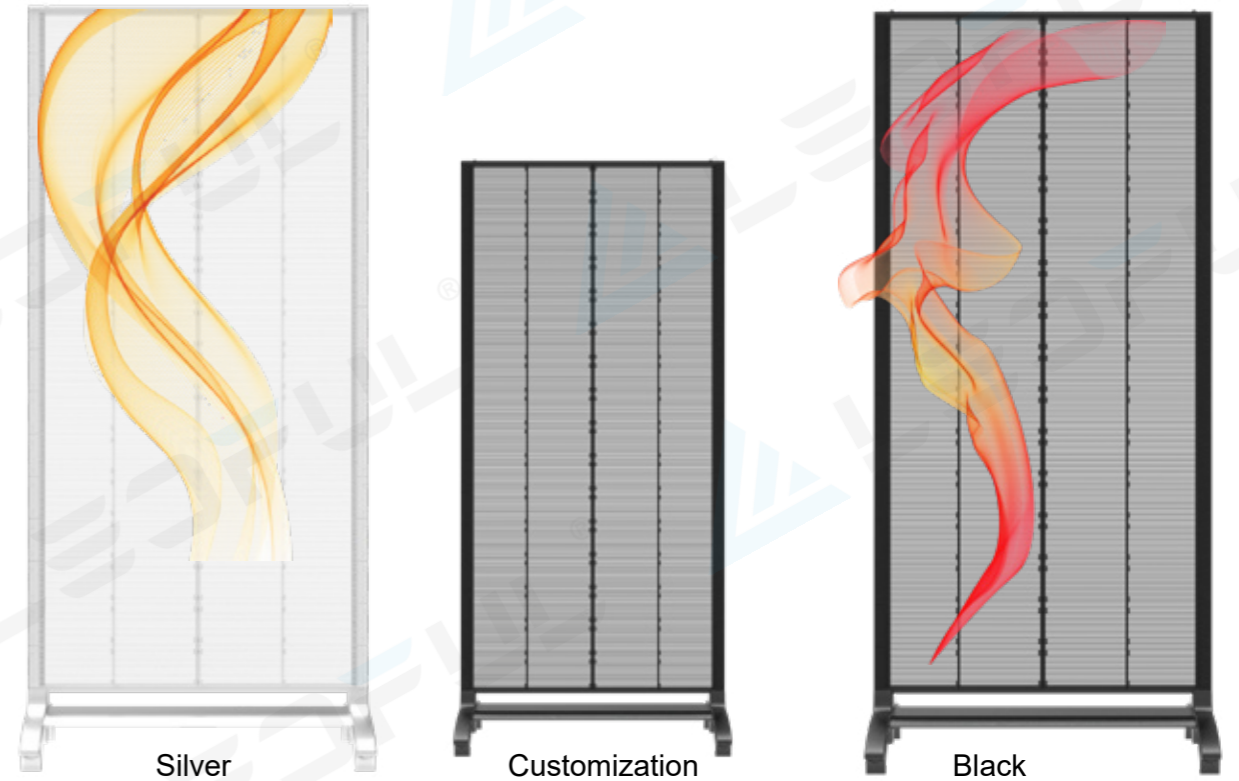


## Specification


Model	TPoster1.9-1800	TPoster1.9-3000	TPoster2.8	TPoster3.1	TPoster3.9-3500	TPoster3.9-5500
Pixel Pitch(mm)	H1.9-V3.9	H1.9-V3.9	H2.8-V5.6	H3.1-V3.1	H3.9-V7.8	H3.9-V7.8
Pixel Matrix Per Sq.m	129,024	129,024	61,952	104,058	32,768	32,768
Pixel Configuration	SMD1515	SMD1415	SMD1921	SMD1921	SMD1921	SMD1921
Brightness (nits)	1800	3000	4500	4500	3500	5500
Scan	1/14	1/14	1/16	1/16	1/8	1/8
Module Dimension	500x125mm / 1.64x0.41ft	500x125mm / 1.64x0.41ft	500x125mm / 1.64x0.41ft	500x125mm / 1.64x0.41ft	500x125mm / 1.64x0.41ft	500x125mm / 1.64x0.41ft
Screen Dimension	1000x2000mm / 3.28x6.56ft	1000x2000mm / 3.28x6.56ft	1000x2000mm / 3.28x6.56ft	1000x2000mm / 3.28x6.56ft	1000x2000mm / 3.28x6.56ft	1000x2000mm / 3.28x6.56ft
Cabinet Resolution	504x128	504x128	352x88	320x320	256x64	256x64
Transparency	30%	30%	50%	60%	70%	70%
Cabinet Material	CNC Aluminum	CNC Aluminum	CNC Aluminum	CNC Aluminum	CNC Aluminum	CNC Aluminum
Cabinet Weight	30kg	30kg	30kg	30kg	30kg	30kg
Power Con. (Max / Avg)	800 / 360 w/sqm	800 / 360 w/sqm	1600 / 720 w/sqm	1600 / 720 w/sqm	800 / 360 w/sqm	1600 / 720 w/sqm
Service Access	Front & Back	Front & Back	Front & Back	Front & Back	Front & Back	Front & Back
Refresh Rate (HZ)	1920	1920	1920	1920	1920	1920
Viewing Angle (H/V)	160 / 160	160 / 160	160 / 160	160 / 160	160 / 160	160 / 160
IP Rate	IP24	IP24	IP24	IP24	IP24	IP24
Operation Temperature	-40° ~ 45°	-40° ~ 45°	-40° ~ 45°	-40° ~ 45°	-40° ~ 45°	-40° ~ 45°
Input Voltage (AC)	100V or 240V	100V or 240V	100V or 240V	100V or 240V	100V or 240V	100V or 240V

\* Specifications and photos are subject to change without prior notice.


## Color Options & Dimension Options



THREE Installation Options



Fixed

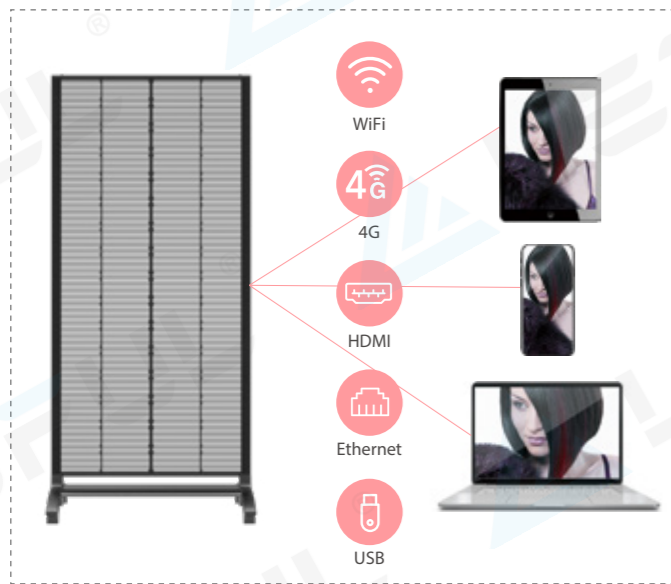


Moveable with Wheels



Hanging

How to Control TPoster?



Cascade



Project Case



Features



Plug and play

Plug in the power and poster can work  
Can be easily controlled by APP



Highly stable

The new structure meets the requirements of  
hoisting, vertical installation and outdoor use



Diversified control

Remote cluster control, easily control single  
and multiple screens at the same time



Light and thin

The thickness of the screen is 3.5mm, and the  
product is about 30kg per



Wide perspective

160° viewing angle, the screen can be  
viewed from multiple angles



Fully customized

LEDFUL TPoster series can be customized according  
to site size, making full use of the site



Highly transparent

High permeability, little effect on the  
lighting perspective of the glass curtain wall



Easy installation/maintenance



Modular design, easy to assemble  
and install the cabinet

## Dance Floor LED Display

# FLOOR Series

Interactive Floor LED Display

## Applications



Cabinet size is customizable according to module size 250x250mm

## Specification

Model	FI2.5	FI2.6	FI2.9	FI3.9	FI4.8	FI5.2	FI6.2
Pixel Pitch(mm)	2.5	2.6	2.976	3.91	4.81	5.2	6.25
Pixel Matrix Per Sq.m	160,000	147,928	112,896	65,536	43,264	36,864	16,000
Pixel Configuration	SMD1921	SMD1921	SMD1921	SMD1921	SMD1921	SMD1921	SMD1921
Brightness (nits)	2000	2000	2000	2000	2000	2000	2000
Scan	1/32	1/32	1/42	1/32	1/13	1/12	1/10
Module Dimension	200x400	192x385	168x336	128x256	104x208	96x192	80x160
Cabinet Dimension	250x250mm / 0.82x0.82ft						
Cabinet Resolution	500x1000mm / 1.64x3.28ft						
Cabinet Weight	22kg (Iron Cabinet)						
Power Con. (Max / Avg)	1200 / 600 w/sq.m						
Service Access	Front						
Refresh Rate (HZ)	≥1920						
Grey Scale (bit)	14						
Viewing Angle (H/V)	120 / 120						
IP Rate	IP65						
Operation Temperature	-20° ~ +50°						
Input Voltage (AC)	220V( 50-60Hz)						

Model	FO3.9	FO4.8	FO5.2	FO6.2
Pixel Pitch(mm)	3.91	4.81	5.2	6.25
Pixel Matrix Per Sq.m	65,536	43,264	36,864	16,000
Pixel Configuration	SMD1921	SMD1921	SMD1921	SMD1921
Brightness (nits)	3000	3000	3000	3000
Scan	1/16	1/13	1/12	1/10
Module Dimension	128x256	104x208	96x192	80x160
Cabinet Dimension	250x250mm / 0.82x0.82ft			
Cabinet Resolution	500x500mm / 1.64x3.28ft			
Cabinet Weight	8KG (Die Casting Aluminum Cabinet)			
Power Con. (Max / Avg)	1200 / 600 w/sq.m			
Service Access	Front			
Refresh Rate (HZ)	≥1920			
Grey Scale (bit)	14			
Viewing Angle (H/V)	120 / 120			
IP Rate	IP67			
Operation Temperature	-20° ~ 50°			
Input Voltage (AC)	220V( 50-60Hz)			


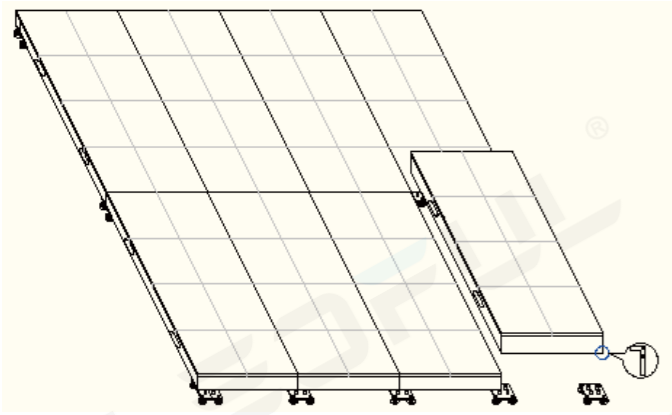
\* Specifications and photos are subject to change without prior notice.

## Interactive Floor LED Display

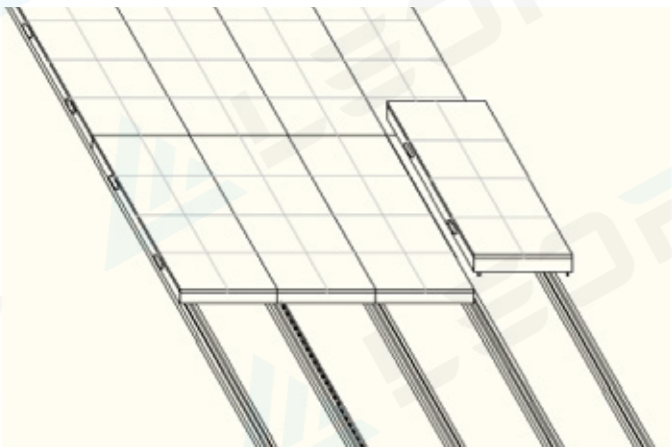
Special driving IC built inside the LED display PCB will work together with interactive control system. It will easily and quickly make you interested and attractive between the players and display.





FLOOR LED Display Base Support Installation



FLOOR LED Display Guide Rail Installation



Details Display



FLOOR Series Classic Cases












Features


-  Interactive Floor LED Display
-  Anti-Skid, Anti-knock, Anti-Glare Mask
-  Anti Scratch Mask with HI-Density PC
-  High Load Bearing with 2T Weight
-  Easy Installation and Maintenance
-  All Weather Resistance

# FLOOR PLUS Series

Interactive Floor LED Display

## Applications

-   
Advertising
-   
Science museum Experience Hall
-   
RetailShops
-   
Media Facade
-   
Showroom
-   
Car Dealers
-   
Supermarkets
-   
Consumer Electronic Stores
-   
Shopping Malls



Magic FLOOR PLUS

## Specification

Model	FI2.9R	FI3.9R	FI4.8R	FI5.2R	FI6.2R
Pixel Pitch(mm)	2.976	3.91	4.81	5.2	6.25
Pixel Matrix Per Sq.m	112896	65536	43264	36864	16000
Pixel Configuration	SMD1921	SMD1921	SMD1921	SMD1921	SMD1921
Brightness (nits)	2500	2500	2500	2500	2500
Scan	1/14	1/16	1/16	1/6	1/10
Module Dimension	250x250mm / 0.82x0.82ft	250x250mm / 0.82x0.82ft	250x250mm / 0.82x0.82ft	250x250mm / 0.82x0.82ft	250x250mm / 0.82x0.82ft
Cabinet Dimension	500x500mm / 1.64x1.64ft	500x500mm / 1.64x1.64ft	500x500mm / 1.64x1.64ft	500x500mm / 1.64x1.64ft	500x500mm / 1.64x1.64ft
Cabinet Resolution	168x336	128x256	104x208	96x192	80x160
Cabinet Weight	8kg / 17.6lb				
Power Con. (Max / Avg)	800 / 350 w/sq.m	800 / 350 w/sq.m	800 / 350 w/sq.m	800 / 350 w/sq.m	800 / 350 w/sq.m
Service Access	Front				
Refresh Rate (HZ)	≥1920				
Grey Scale (bit)	14				
Viewing Angle (H/V)	120 / 120				
IP Rate	IP65				
Operation Temperature	-20° ~ +50°				
Input Voltage (AC)	110V/220V( 50-60Hz)				

Model	FO3.9R	FO4.8R	FO5.2R	FO6.2R
Pixel Pitch(mm)	3.91	4.81	5.2	6.25
Pixel Matrix Per Sq.m	65536	43264	36864	16000
Pixel Configuration	SMD1921	SMD1921	SMD1921	SMD1921
Brightness (nits)	3000	3000	3000	3000
Scan	1/16	1/16	1/6	1/10
Module Dimension	250x250mm / 0.82x0.82ft	250x250mm / 0.82x0.82ft	250x250mm / 0.82x0.82ft	250x250mm / 0.82x0.82ft
Cabinet Dimension	500x500mm / 1.64x1.64ft	500x500mm / 1.64x1.64ft	500x500mm / 1.64x1.64ft	500x500mm / 1.64x1.64ft
Cabinet Resolution	128x256	104x208	96x192	80x160
Cabinet Weight	8kg / 17.6lb			
Power Con. (Max / Avg)	800 / 350 w/sq.m	800 / 350 w/sq.m	800 / 350 w/sq.m	800 / 350 w/sq.m
Service Access	Front			
Refresh Rate (HZ)	≥1920			
Grey Scale (bit)	14			
Viewing Angle (H/V)	120 / 120			
IP Rate	IP67			
Operation Temperature	-20° ~ 50°			
Input Voltage (AC)	110V/220V( 50-60Hz)			

\* Specifications and photos are subject to change without prior notice.

## FLOOR LED Display Guide Rail Installation



### Nano Coating Technology



Cabinet Front



Cabinet side



Cabinet Rear

### Basic Accessories



Power Aviation Plug



Signal Aviation Plug



Aluminum Cabinet Back Cover




Guide Rail

### Module Structure




Mask



PCB Board




Bottom Shell



Module

### FLOOR Series Classic Cases



### Features



Interactive Floor LED Display



Light and Thin, 80mm thickness



Anti scratch Mask with HI-density PC



High Load Bearing with 2T weight



Nano Coating Technology



All weather Resistance

Flex LED Display

# FLEX Series

FLEX and Creative LED Display

## Features & Advantages



No degumming



No warping



Big angle



Good flexibility



wide-angle



Super high definition



High contrast rate

## Applications



Advertising



Science museum Experience Hall



RetailShops



Media Facade



Showroom



Car Dealers




Supermarkets



Consumer Electronic Stores



Shopping Malls




## Specification

Model	FLEX1.56	FLEX1.86	FLEX2	FLEX2.5	FLEX3	FLEX4
Pixel Pitch(mm)	1.56	1.86	2	2.5	3	4
Pixel Matrix Per Sq.m	406210	288906	250000	160000	105625	62500
Pixel Configuration	SMD1515	SMD1515	SMD1515	SMD1515	SMD1515	SMD2121
Brightness (nits)	800	800	900	900	900	900
Scan	1/43	1/43	1/40	1/32	1/26	1/20
Module Dimension	320x160mm / 1.05x1.05ft	320x160mm / 1.05x1.05ft	320x160mm / 1.05x1.05ft	320x160mm / 1.05x1.05ft	320x160mm / 1.05x1.05ft	320x160mm / 1.05x1.05ft
Module Material	Silicon Rubber Soft Bracket	Silicon Rubber Soft Bracket	Silicon Rubber Soft Bracket	Silicon Rubber Soft Bracket	Silicon Rubber Soft Bracket	Silicon Rubber Soft Bracket
Module Weight	0.215kg	0.203kg	0.195kg	0.216kg	0.205kg	0.175kg
Power Con. (Max / Avg)	1000 / 340 w/sq.m	1000 / 340 w/sq.m	800 / 270 w/sq.m	800 / 270 w/sq.m	800 / 270 w/sq.m	800 / 270 w/sq.m
Service Access	Front	Front	Front	Front	Front	Front
Refresh Rate (HZ)	3840	3840	3840	≥2880	≥2880	≥1920
Grey Scale (bit)	14	14	14	14	14	14
Viewing Angle (H/V)	140 / 140	140 / 140	140 / 140	140 / 140	140 / 140	140 / 140
IP Rate	IP45	IP45	IP45	IP45	IP45	IP45
Operation Temperature	-10° ~ 50°	-10° ~ 50°	-10° ~ 50°	-10° ~ 50°	-10° ~ 50°	-10° ~ 50°
Input Voltage (AC)	100V or 240V	100V or 240V	100V or 240V	100V or 240V	100V or 240V	100V or 240V

\* Specifications and photos are subject to change without prior notice.

## 5 AGVATAGES OF LATEST GENERATION FLEX SERIES

1.X texture design shows the best visual beauty

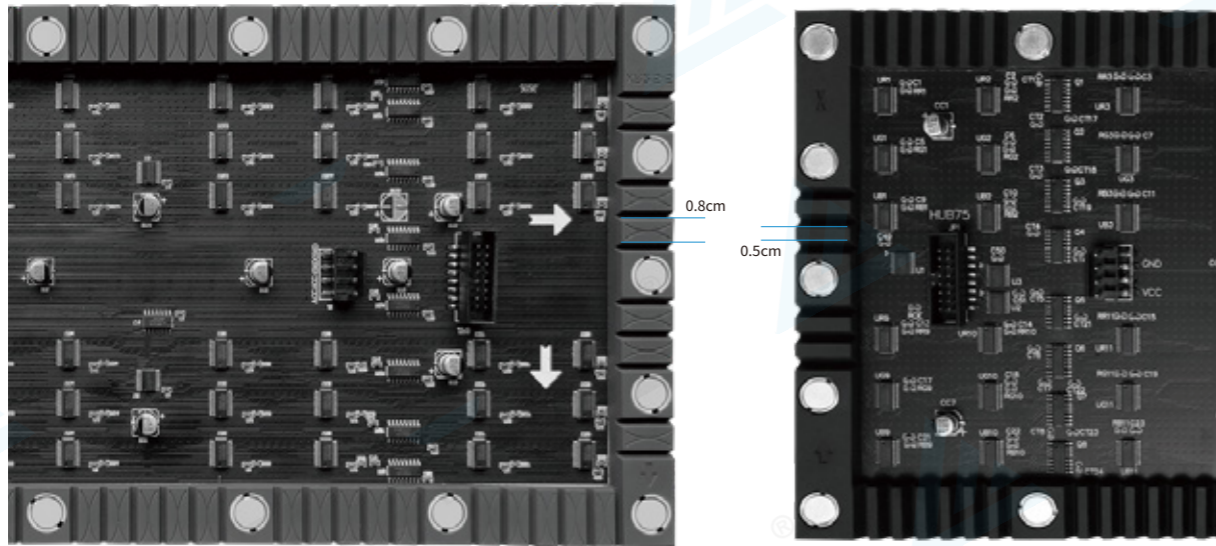


2.Magnet suitable adjustment to ensure flatness



3.Four modules make the minimum diameter 30cm for the cylindrical screen


4. The bottom shell covers a wider area than before, thus the modules are not easy to be deformed



The latest generation soft flexible module

The old generation soft flexible module

5. Deep V design makes more modules design shaped



FREE FLEXIBLE DESIGN CAN MAKE VARIOUS SHAPED



HIGH COST-EFFECTIVE

EASY TO INSTALL





Flex LED Display

# SPoster Series

S-Shaped Flexible LED Poster

## Features & Advantages



No degumming



No warping



Big angle



Good flexibility



wide-angle



Super high definition



High contrast rate

## Applications



Advertising



Science museum Experience Hall



Retail Shops



Media Facade



Showroom



Car Dealers



Supermarkets



Consumer Electronic Stores



Shopping Malls



Horizontal & Vertical both Available


## Specification

Model	SPoster-1.2	SPoster-1.5	SPoster-1.6	SPoster-1.8	SPoster-2	SPoster-2.5
Pixel Pitch(mm)	1.25	1.579	1.667	1.875	2	2.5
Screen Size	600x1920mm or 1920x600mm (W x H)					
Screen Resolution	480x1536	380x1215	360x1152	320x1024	300x960	240x768
Pixel Configuration	SMD1010	SMD1010 / SMD1212	SMD1010 / SMD1212	SMD1212 / SMD1515	SMD1515	SMD1515
Brightness (nits)	≥600	≥650	≥700	≥750	≥750	≥750
Scan	1/48	1/38	1/36	1/32	1/30	1/24
Module Dimension	240x120mm / 0.79x0.39ft					
Module Material	Silicon Rubber Soft Bracket					
Power Con. (Max / Avg)	1000W / 340W	1000W / 340W	800W / 270W	800W / 270W	800W / 270W	800W / 270W
Service Access	Front	Front	Front	Front	Front	Front
Refresh Rate (HZ)	3840	3840	3840	≥2880	≥2880	≥1920
Grey Scale (bit)	14	14	14	14	14	14
Viewing Angle (H/V)	140 / 140	140 / 140	140 / 140	140 / 140	140 / 140	140 / 140
IP Rate	IP45	IP45	IP45	IP45	IP45	IP45
Operation Temperature	-10° ~ 50°	-10° ~ 50°	-10° ~ 50°	-10° ~ 50°	-10° ~ 50°	-10° ~ 50°
Input Voltage (AC)	100V or 240V	100V or 240V	100V or 240V	100V or 240V	100V or 240V	100V or 240V

\* Specifications and photos are subject to change without prior notice.

## Flexible LED Modules

- X texture design enhances adhesion
- Magnet front service & Easy to maintain
- Deep V-shape design with better ability to bend



### Plug and Plug, One-stop Solution




Slim and graceful frame, perfect appearance

Movable Base Support with Wheels and Brakes (Customizable)



### Other Designs



### Features



High refresh rate and high grayscale for indoor application



Pixel pitch, size, base support all customizable



Front Service with Magnetic Module



Light, thin, easy installation, plug and play

Flex LED Display

# FLEX Column Series

FLEX and Creative LED Display

## Features & Advantages



No degumming



No warping



Big angle



Good flexibility



wide-angle



Super high definition



High contrast rate

## Applications



Advertising



Science museum Experience Hall



Retail Shops



Media Facade



Showroom



Car Dealers




Supermarkets



Consumer Electronic Stores



Shopping Malls



## Flex column minimum diameter details

Model	FLEX1.25	FLEX1.579	FLEX1.667	FLEX1.875	FLEX2	FLEX2.5	FLEX3	FLEX4
Pixel Pitch(mm)	1.25	1.579	1.667	1.875	2	2.5	3	4
Pixel Matrix Per Sqm.	640000	401111	360000	284444	250000	160000	111111	62500
Pixel Configuration	SMD1010	SMD1010 / SMD1212	SMD1010 / SMD1212	SMD1212 / SMD1515	SMD1515	SMD1515	SMD1515 / SMD2121	SMD2121
Brightness (nits)	≥600	≥650	≥700	≥750	≥750	≥750	≥900	≥850
Scan	1/48	1/38	1/36	1/32	1/30	1/24	1/20	1/15
Module Dimension	240x120mm / 0.79x0.39ft	240x120mm / 0.79x0.39ft	240x120mm / 0.79x0.39ft	240x120mm / 0.79x0.39ft	240x120mm / 0.79x0.39ft	240x120mm / 0.79x0.39ft	240x120mm / 0.79x0.39ft	240x120mm / 0.79x0.39ft
Module Material	Silicon Rubber Soft Bracket	Silicon Rubber Soft Bracket	Silicon Rubber Soft Bracket	Silicon Rubber Soft Bracket	Silicon Rubber Soft Bracket	Silicon Rubber Soft Bracket	Silicon Rubber Soft Bracket	Silicon Rubber Soft Bracket
Module Weight	0.215kg	0.203kg	0.195kg	0.216kg	0.205kg	0.175kg	0.175kg	0.17kg
Power Con. (Max / Avg)	1000 / 340 w/sq.m	1000 / 340 w/sq.m	800 / 270 w/sq.m	800 / 270 w/sq.m	800 / 270 w/sq.m	800 / 270 w/sq.m	800 / 270 w/sq.m	800 / 270 w/sq.m
Service Access	Front	Front	Front	Front	Front	Front	Front	Front
Refresh Rate (HZ)	3840	3840	3840	≥2880	≥2880	≥1920	≥1920	≥1920
Grey Scale (bit)	14	14	14	14	14	14	14	14
Viewing Angle (H/V)	140 / 140	140 / 140	140 / 140	140 / 140	140 / 140	140 / 140	140 / 140	140 / 140
IP Rate	IP45	IP45	IP45	IP45	IP45	IP45	IP45	IP45
Operation Temperature	-10° ~ 50°	-10° ~ 50°	-10° ~ 50°	-10° ~ 50°	-10° ~ 50°	-10° ~ 50°	-10° ~ 50°	-10° ~ 50°
Input Voltage (AC)	100V or 240V	100V or 240V	100V or 240V	100V or 240V	100V or 240V	100V or 240V	100V or 240V	100V or 240V

\* Specifications and photos are subject to change without prior notice.

---When pixel pitch more than 2mm


4pcs 240\*120mm module the cylindrical screen minimum diameter of 300mm



(Deep V design makes more modules design shaped)

---When pixel pitch less than 2mm

18pcs 240\*120mm module the cylindrical screen minimum diameter of 1380mm



(X texture design show the best visual beauty)

## How to calculate the total screen surface area of Column Project


Step1 : Send us the diameter information. As for the diameter of the column, please note whether the size is solid column or hollow column inside, use D as diameter




Step2 : Our Column consists of: LED cabinet structure + module. The thickness of the LED Column Cabinet + module is 90mm, and the circumference of the column is calculated as:  $C=(D+180mm)*\pi$



Step3: The height of the column is H, so the total area of the column is  $S=C*H$



## FREE FLEXIBLE DESIGN CAN MAKE VARIOUS SHAPED

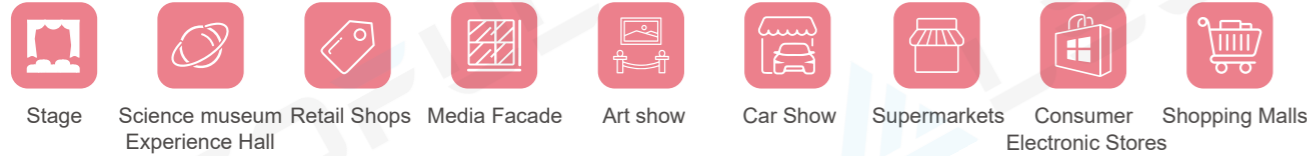


Bevel for 90~180 degrees

## Bevel Series

Bevel for 90°~180° Shaped Screen

### Applications



Stage Science museum Experience Hall Retail Shops Media Facade Art show Car Show Supermarkets Consumer Electronic Stores Shopping Malls



Four sides cubic column screen



Five sides cubic screen




Multi sides screen

### Specification

Model	IBevel2.5	IBevel3	IBevel4	OBevel2.5	OBevel3	OBevel4	OBevel5	OBevel6	OBevel8	OBevel10
Pixel Pitch(mm)	2.5	3	4	2.50	3.00	4.00	5.00	6.00	8.00	10.00
Pixel Matrix Per Sq.m	160,000	111,111	62,500	160000	111111	62500	40000	27777	15625	10000
Pixel Configuration	SMD1515/SMD2121	SMD2121	SMD2121	SMD1415	SMD1415	SMD1921	SMD1921	SMD3535	SMD3535	SMD3535
Brightness (nits)	900	900	1200	5000	1800	5000 5500	5500	5500	6500	6500
Scan	1/32	1/32	1/16	1/16	1/16	1/10 / 1/8	1/8	1/8	1/3	1/2
Module Dimension	320x160	192x192	320x160 / 256x128	160x160mm	192x192mm	320x160mm / 256x128mm	320x160mm	192x192mm	320x160mm	320x160mm
Cabinet Dimension	960x960mm (Cabinet size can be changed according to module size)									
Cabinet Weight	32KG	32KG	32KG	46kg / 101lb (Iron)	46kg / 101lb (Iron)	44kg / 97lb (Iron)	44kg / 97lb (Iron)	42kg / 93lb (Iron)	41kg / 90lb (Iron)	41kg / 90lb (Iron)
Power Con. (Max / Avg)	710/ 230W/㎡	690/ 210W/㎡	500/ 180W/㎡	900/ 180 w/sq.m	900/ 180 w/sq.m	900/ 180 w/sq.m	900/ 180 w/sq.m	900/ 180 w/sq.m	900/ 180 w/sq.m	900/ 180 w/sq.m
IP Rate	IP65									
Service Access	Rear									
Refresh Rate (HZ)	>1920									
Grey Scale (bit)	16bit									
Viewing Angle (H/V)	140/140									
Input Voltage (AC)	110V/240V									


\* Specifications and photos are subject to change without prior notice.

LEDFUL LED bevel module  
Micro gap splicing Display without problem



Indoor  
≤1 mm  
Right angle splicing space


LEDFUL Led bevel module  
Improve some of the marketing problems  
Modules right angle can be spliced better  
Right angle splice gap.





Outdoor  
≤3 mm  
Right angle splicing space

Due to waterproof reason, the LEDFUL outdoor bevel module can make the smallest gap about 3mm but still not seen more than 5m view distance.

Multi angle splicing of the same type module



LEDFUL led bevel module  
Multi angle splicing



Widely used Diversified shape

